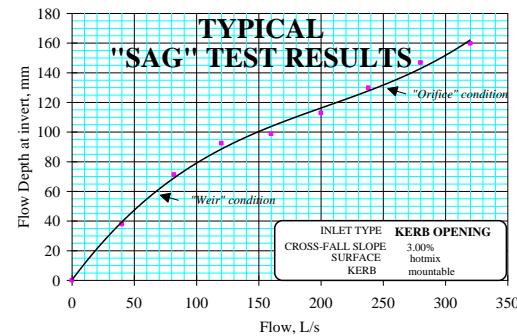
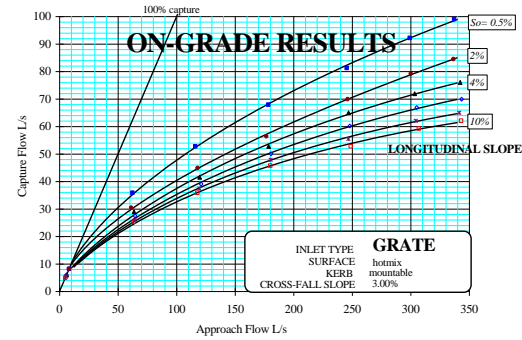
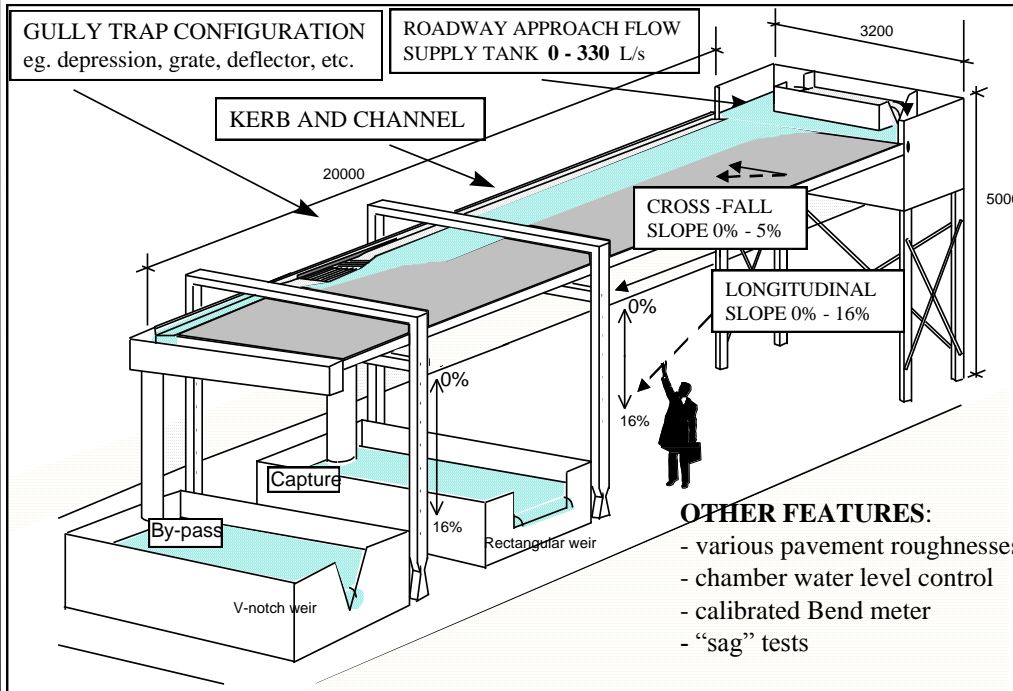


FULL-SCALE ROAD SURFACE TEST RIG

Replicates road surface stormwater drainage hydraulics



SPECIFICATION AND CAPABILITY

- | | |
|---|---|
| <ul style="list-style-type: none"> • Flow range: • Dimension: • Longitudinal grade: • Cross fall grade : • Surface roughness : | <ul style="list-style-type: none"> up to 500 L/s 3.2 m wide and 20.0m long 0, 0.25, 0.5, 1, 2, 3, 4, 5, 6,.....16% 0 - 5.0% equivalent to 'hot mix' (Manning 'n'=0.14)
or single coast spray seal (Manning 'n'=0.18) |
|---|---|

