



University of
South Australia

2022 Annual Review



Hon Susan Close MP
Deputy Premier
Minister for Industry, Innovation and Science
Level 13, 200 Victoria Square
Adelaide SA 5000
30 June 2023

Dear Minister,

In accordance with the requirements of regulations under Part 4, Section 18 – Annual Report of the *University of South Australia Act 1990*, it gives me great pleasure to submit for your information and presentation to Parliament the University of South Australia 2022 Annual Review and Financial Statements, for the year ending 31 December 2022.

The University Council approved the Annual Review and the Financial Statements at its meeting on 13 June 2023.

Yours sincerely,



Ms Pauline Carr
Chancellor

Your feedback

We welcome any comments or suggestions on the content or layout of this report. Please contact the Senior Writer on:

Telephone: +61 408 882 809
Email: dan.lander@unisa.edu.au

Further information

This report, as well as past annual reports, are available on our website unisa.edu.au/publications

For hard copies of this report write to:
Reception
Chancellery
University of South Australia
GPO Box 2471, Adelaide South Australia 5001



Acknowledgement of Country

UniSA respects the Kaurna, Boandik and Barngarla peoples spiritual relationship with their country.

Artist: Ngupulya Pumani

Find out more about the University's commitment to reconciliation at unisa.edu.au/RAP





Contents

Chancellor's report	2
Vice Chancellor's report	3
2022 at a glance	4
Financial overview	6
Financial summary	7
Programs	10
Projects and Partnerships	28
Our People	32
Precincts and Community	42
Governance and Management	52
2022 Annual Financial Statements	64

Chancellor's report



While 2022 may have seen us finally move beyond the worst of Covid-19's social disruption, it was still a year of significant upheaval, bringing great opportunities and new challenges.

Governments changed, both in South Australia and in Canberra, bringing new ideas and new agendas, and as an innovative, enterprising institution, UniSA responded to those changes in a positive, proactive fashion.

We entered into an agreement with the State Government, Federal Government and the University of Adelaide to together explore the feasibility of creating a new university in South Australia. We did so because UniSA is dedicated to attracting the best and brightest students and researchers from around the world, helping South Australia grow financially, socially, and culturally.

We're committed to that process, and we've never been afraid to consider new approaches. 2022 saw the first steps in looking at those options.

While looking at our options for the future, we also embraced new opportunities for the present. Notably, we welcomed our first Visiting Research Fellows from around the world. The scheme will see us open our doors to 500 Fellows from top-100-ranked institutions, along with Aboriginal and Torres Strait Islander researchers, and researchers from DFAT-aid-assisted countries.

It is an ambitious project that aims to bring the world's best thinkers here to South Australia to make connections, build relationships and sow the seeds of new ideas that will grow into fresh opportunities for the State.

Our Visiting Research Fellows scheme mirrors the intentions of our new Enterprise Hub, which also launched this year. The Enterprise Hub – which has been bestowed the Kurna name, Yangadlitya Kumangka, meaning 'for the future, together' – is a new public-facing entity providing businesses, communities, and organisations access to the full range of the University's services – a 'front door' to UniSA to encourage collaboration and innovation, and help establish South Australia as the place where smart businesses come to grow.

Throughout this very busy year, we were supported by a strong Council and dedicated University leadership team, and I would like to acknowledge their hard work and level heads. It is a testament to their experience, knowledge and vision that we were able to look at the possibility of creating something completely new for the future, while also expanding and improving the wonderful institution we are today.

2022 was a year in which we began some very significant conversations, locally and with our colleagues from all around the world.

It will be a pleasure to see where those conversations lead us.

A handwritten signature in blue ink, appearing to read 'P Carr', written over a light blue circular stamp.

Ms Pauline Carr
Chancellor

Vice Chancellor's report



If we look back on 2022, it's hard to see beyond the final few months, when life felt almost normal again. September's graduations saw our campuses buzzing; crowds for our Hawke Centre presentations were at capacity; and our latest New Colombo scholars could genuinely look forward to getting on a plane and experiencing the Asia-Pacific region.

It's easy to forget that, in January 2022, the start of school was delayed for many South Australian students amid fears of a new Covid outbreak. When our new academic year began, there was uncertainty, trepidation. We didn't know how things would go.

UniSA is fortunate to be home to one of Australia's leading epidemiologists, Professor Adrian Esterman, who has spoken widely and wisely throughout the pandemic, his expert commentary appearing in – literally – thousands of media items. He will tell you we're not out of the woods yet. But we are in a much better place than we were when 2022 began.

We're delighted that 2022 ended the way it did – for our students, who could celebrate their success and resilience with friends and family; for our researchers, who could once again collaborate with colleagues shoulder to shoulder; and for our institution, which could get back to the business of reaching out to the world.

In 2022, we threw open the doors to our new Enterprise Hub, which provides a simpler way for industry and community to collaborate with UniSA. The Enterprise Hub is an investment in the future, a way to make UniSA's expertise – in both education and research – more accessible. A way to turn knowledge into impact.

We are already the number one university in Australia for research impact and engagement, and the Enterprise Hub will allow us to grow from that position of strength. As we do, we will also grow South Australia's reputation as a home for innovation and enterprise.

That's a path we committed to with our Enterprise25 plan in back 2018, and 2022 saw us pass many milestones on that journey – opening the Enterprise Hub and commencing our Visiting Research Fellows scheme; expanding our industry-focused online education; and strengthening our strategic relationships with partners locally, nationally and globally.

We continued that good work despite some very notable distractions. Significantly, we entered into an agreement with the University of Adelaide, and the State and Federal Governments, to explore the feasibility of forming a new university in South Australia.

It's a crucial conversation for the future of this State, and we're confident that, whatever the outcome, it will be the best one for all South Australia. It's also a conversation we're having against a national backdrop of change, as the Federal Government's Universities Accord heralds a rethink of the nation's higher education sector.

We're engaging in that process. We like a rethink – that's what we do. We're Australia's University of Enterprise, and 2022 saw us begin exploring some pretty enterprising ideas.

Wherever that process takes us, UniSA will continue to innovate and engage and find smarter ways of doing everything. We'll continue to ensure that, just as was the case in 2022, we end every year in a better place than we were when it began.

A handwritten signature in blue ink, reading "David Lloyd".

Professor David Lloyd
Vice Chancellor and President

2022 at a glance



36,375

STUDENTS

21,706 female

7,614 low SES domestic

6,060 aged 21 and under
(commencing undergraduate)

4,374 mature-aged learners
(commencing undergraduate)



7

ACADEMIC UNITS

UniSA Allied Health & Human Performance

UniSA Business

UniSA Clinical & Health Sciences

UniSA Creative

UniSA Education Futures

UniSA Justice & Society

UniSA STEM



6

CAMPUSES

City East

City West

Magill

Mawson Lakes

Mount Gambier

Whyalla



5,798

INTERNATIONAL STUDENTS



5,644

INTERNATIONAL STUDENTS ONSHORE



83

STUDENT EXCHANGE PARTNER INSTITUTIONS



2,880*

STAFF POPULATION

*Actual headcount



240,342

UNIVERSITY ALUMNI



7,351

PARCHMENTS AWARDED

Key statistics

	2015	2016	2017	2018	2019	2020	2021	2022
NUMBER OF STUDENTS								
Total	32,079	31,930	31,966	33,813	35,330	37,941	37,873	36,375
Commencing	12,122	12,129	12,484	14,073	14,370	15,590	14,407	13,875
STUDENT LOAD (EFTSL)*								
Total	22,264	22,268	22,142	22,976	24,406	25,768	24,850	23,211
Undergraduate	18,454	18,616	18,557	19,157	20,158	21,340	21,229	19,678
Postgraduate	3,810	3,652	3,585	3,819	4,248	4,428	3,620	3,533
STUDENT LOAD BY FUNDING SOURCE (EFTSL)								
Commonwealth Grant Scheme	16,942	17,017	17,119	17,607	18,333	19,502	19,933	18,184
Commonwealth Research Training Scheme	550	492	500	464	475	482	466	456
Domestic fee paying	477	468	437	422	394	451	410	442
International onshore	3,839	3,963	3,933	4,312	5,021	5,134	3,880	4,034
Transnational	449	321	148	164	177	194	157	95
AWARD COMPLETIONS								
Total	7,452	7,339	7,378	7,180	6,986	7,336	7,537	7,351
Undergraduate	5,021	4,990	5,208	4,973	4,754	5,008	5,149	5,386
Postgraduate	2,431	2,349	2,170	2,207	2,232	2,328	2,388	1,973
STAFF (FTE)								
Total	2,596	2,492	2,595	2,642	2,675	2,740	2,598	2,650
Academic	1,126	1,061	1,122	1,131	1,143	1,161	1,174	1,186
Professional	1,470	1,431	1,473	1,511	1,532	1,579	1,424	1,464
FINANCIALS								
Consolidated operating result (\$M)	55.9	40.5	13.2	19.5	21.3	21.3	53.3	-7.7
Safety margin	9.2%	6.6%	2.2%	3.0%	3.1%	3.1%	7.8%	-1.2%
Net assets (\$M)	1,071.0	1,174.0	1,188.8	1,209.2	1,250.2	1,282.9	1,382.7	1,477.2
Total assets (\$M)	1,673.4	1,770.0	1,786.7	1,796.4	1,906.0	1,924.5	1,971.0	2,016.7
Total revenue (\$M)	607.6	609.3	610.8	658.5	685.7	696.4	678.8	667.5

Notes:

*Student load by funding source.

Load is expressed as Equivalent Full Time Student Load (EFTSL).

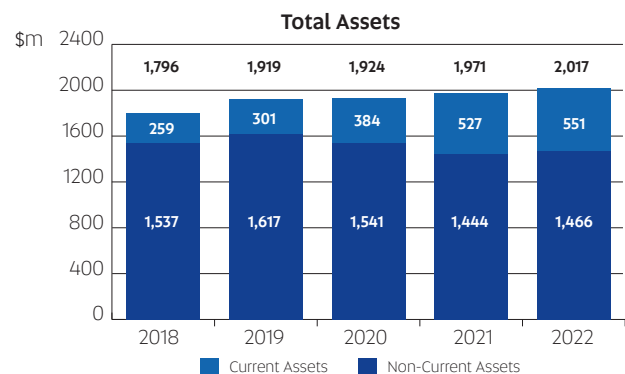
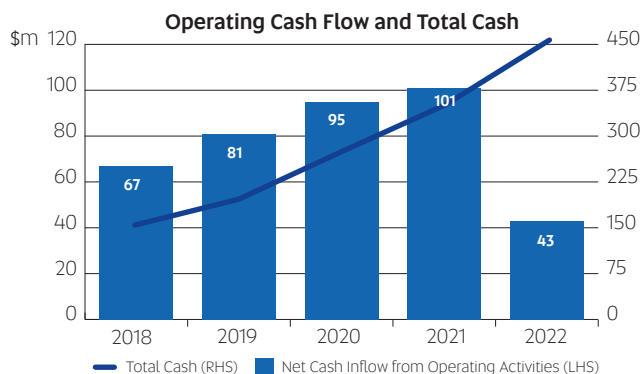
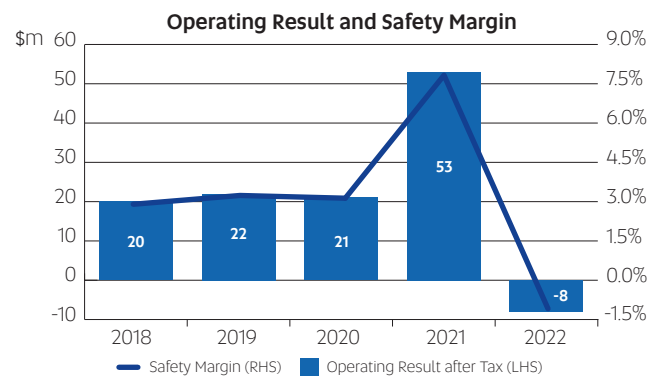
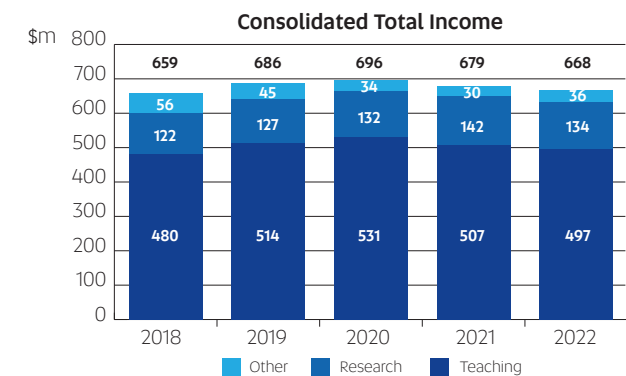
Staff figures are full-time equivalent positions of full-time and part-time continuing and fixed term staff as at 31 March 2022.

2022 student data as at 4 April 2023.

Financial overview

	CONSOLIDATED		UNIVERSITY	
	2022	2021	2022	2021
	\$M	\$M	\$M	\$M
SUMMARY STATEMENT OF COMPREHENSIVE INCOME				
Operating Income	667.5	678.8	667.4	677.3
Employee Related Expenses	429.3	409.1	428.2	407.7
Non-salary Expenses	245.9	216.4	246.6	216.8
Operating Expenses (incl. Income Tax)	675.2	625.5	674.8	624.5
Operating Result after Income Tax	(7.7)	53.3	(7.4)	52.8
Safety Margin ¹	(1.2%)	7.8%	(1.1%)	7.8%
SUMMARY STATEMENT OF FINANCIAL POSITION				
Current Assets	550.8	526.6	548.9	522.9
Non-current Assets	1,466.0	1,444.5	1,467.7	1,447.0
Total Assets	2,016.7	1,971.0	2,016.6	1,969.9
Current Liabilities	245.9	234.9	245.7	233.8
Non-current Liabilities	293.7	353.4	293.7	353.4
Total Liabilities	539.5	588.3	539.4	587.2
Net Assets	1,477.2	1,382.7	1,477.2	1,382.7
SUMMARY STATEMENT OF CASH FLOWS				
Net Cash Flows from Operating Activities	43.2	100.7	44.7	100.2
Net Cash Flows from Investing Activities	16.1	(6.3)	16.3	(7.6)

¹ Safety Margin: Operating Result after Income Tax ÷ Operating Income



Financial summary

In 2022 UniSA reported an operating deficit of \$7.7 million equating to -1.2% of Operating Income (2021: 7.8%). COVID continued to have an impact on the University in 2022. While the University experienced the start of a return of international students, total enrolments remained below pre-pandemic levels. The strength of the Australian economy and historically low unemployment rate contributed to a decline in domestic load.

As the University emerged from the pandemic, it continued to invest consistent with the objectives of Enterprise25 (E25) and to position the University for growth with the return of international students.

Consolidated Operating Income decreased by \$11.3 million to \$667.5 million (2021: \$678.8 million). Teaching Income decreased by \$9.9 million or 2.0% mostly due to a reduction in Commonwealth Supported Places (CSP). Domestic enrolments at both undergraduate and postgraduate level have declined in 2022 across the sector, due in part to Australia's strong economic conditions.

The lifting of travel restrictions and quarantine requirements early in 2022 has led to the return of international students in 2022. However, the impact of COVID-19 related border closures of the past two years on continuing student numbers has resulted in a slight decrease in the University's Fee-Paying Overseas Students (FPOS) Revenue by 1.7% to \$112.6 million in 2022 (2021: \$114.6 million).

Research Income decreased by \$8.3 million or 5.8% due to 2021 including a one-off Research Support Program (RSP) funding of \$18 million. Excluding this one-off impact, Research income grew by \$9.7m in 2022.

Operating expenditure increased 8.1% in 2022 reflecting an increase in staff costs, utilities cost increases and post COVID return to travel.

The consolidated financial position remains strong, with Net Assets increasing by \$94.5 million or 6.8% to \$1.5 billion including a \$56.8 million increase in Total Cash to \$452.2 million at 31 December 2022 (2021: \$395.3 million). The triennial revaluation of the University's Land & Buildings portfolio occurred at the end of 2022 and resulted in a \$118 million increase in the Asset Revaluation Reserve.



2022 in short

Creating a university for the future

In 2022, UniSA entered into an agreement with the University of Adelaide and the State and Federal Governments to explore in more detail a business case for the creation of a new *university for the future*.

This would be a university with the core ambition of being a leading comprehensive university of global standing – dedicated to ensuring the prosperity, wellbeing and social cohesion of society by addressing educational inequality, as well as conducting future-making research of scale and focus.

This step was taken in response to the Government of South Australia's higher education policy calling for the consideration of a merger between universities to strengthen the contribution of higher education to the growth of the State's economy and society.

No decision to amalgamate the Universities has been made, and the Councils of the two universities will further consider the business case toward the middle of 2023.

The world's best researchers working together at UniSA

Commencing in 2022, the UniSA Visiting Research Fellows Scheme will bring some of the world's most talented minds and practitioners to South Australia to work in partnership with our researchers, business and the community.

Over five years, 500 fellows from top 100-ranked institutions world-wide will join us to cover a broad range of important research topics. We will also invite Aboriginal and Torres Strait Islander researchers, as well as researchers from DFAT-aid assisted countries. We want to invest in truly global partnerships for change.

The residency of each Fellowship will last for one month and will attract a stipend for flights, accommodation and incidentals. The Fellows will work in collaboration with UniSA's researchers to generate ideas, papers, grants, and practices designed to support local and global business and community health and growth.

Open for business

In 2022, UniSA unveiled a major restructure of its industry engagement process, launching a new public facing entity aimed at providing businesses, communities, and organisations access to the full range of UniSA services.

Called the Enterprise Hub, the new entity brings all UniSA's industry-relevant services together in one place, providing a single point of contact that delivers partnership information in a language that makes sense to industry.

UniSA Deputy Vice Chancellor: Research and Enterprise, Professor Marnie Hughes-Warrington, says the Enterprise Hub's aim is to make the University accessible to a wide range of community partners.

"The Enterprise Hub provides a physical and virtual door to enter into collaboration with UniSA, whether you're a startup, a not-for-profit or social enterprise, a large-scale business or a business wanting to scale up," Prof Hughes-Warrington says.

"It is a one-stop-shop where our experts across all disciplines can help companies to grow and entrepreneurs to develop a great idea."



What the ratings agencies say about UniSA



RANKED IN THE WORLD'S TOP 50 UNDER 50

Ranked #29, 2021 QS Top 50 Universities Aged Under 50.
Ranked #46, 2022 THE Young University Rankings.



TOP 10 YOUNG UNIVERSITY IN AUSTRALIA

2022 THE Young University Rankings.



OVERALL FIVE STAR PLUS RATING FOR EXCELLENCE

2022 QS Stars Ratings.



#1 IN SA FOR GRADUATE CAREERS 16 YEARS RUNNING

Graduate Destinations Survey 2007-2015 and Graduate Outcomes Survey 2016-2022 (Domestic Undergraduate Full-time Employment Indicator for SA public universities).



TOP 2 IN AUSTRALIA FOR GRADUATE EMPLOYABILITY

Ranked #2, 2021 QILT Employer Satisfaction Survey – Graduate Employability Skills Indicator. Public universities.



#1 IN SA FOR STUDENT SATISFACTION

ComparED (QILT) Course Experience Questionnaire 2021-22 – Overall Satisfaction Indicator (Domestic Undergraduate). SA public universities.



#1 IN SA FOR QUALITY EDUCATION AND EXPERIENCE

ComparED (QILT) Student Experience Survey 2020-21, Overall Quality of Educational Experience Indicator (Domestic Undergraduate). SA public universities.



#1 IN SA FOR CAMPUS FACILITIES

ComparED (QILT) Student Experience Survey 2020-21, Learning Resources Indicator (Domestic Undergraduate and Postgraduate). SA public universities.



#1 YOUNG UNIVERSITY IN AUSTRALIA FOR INDUSTRY COLLABORATIONS

2022 THE Young University Rankings – Industry Income Indicator.



#1 IN AUSTRALIA FOR RESEARCH IMPACT AND ENGAGEMENT

2018 ARC Engagement and Impact Assessment (EI), Combined Impact – Approach to Impact and Engagement on Assessed Fields.



Programs

The first step towards a successful career

As the University for South Australians, and Australia's University of Enterprise, we developed a strategic plan that brings together the best of our education and research to shape business and community prosperity in South Australia and beyond.

Across our seven Academic Units — UniSA Allied Health & Human Performance; UniSA Business; UniSA Clinical & Health Sciences; UniSA Creative; UniSA Education Futures; UniSA Justice & Society; and UniSA STEM — our programs are informed by research and our industry partners to ensure that our graduates are prepared for careers of the future.



UniSA is unstoppable in Health

Supporting farmers through tough times earns double accolade

Associate Professor Kate Gunn received two national awards relating to an online resource, ifarmwell, which provides free support to help farmers cope with stress and uncertainty of life on the land.

Assoc Prof Gunn received the award for Excellence in Agricultural Research as part of the Australian Farmer of the Year awards, and also won the National LiFE Award for Innovation presented by Suicide Prevention Australia.

In Australia, farmers are twice as likely to die from suicide than other employed people.

ifarmwell has been designed by Australian farmers for Australian farmers. Based on more than 10 years' research, it builds on farmers' strengths, beliefs, and preferences, so that health and wellbeing strategies are meaningful, and more likely be adopted in the real world.

Assoc Prof Gunn says it's great that the importance of farmers' mental health and wellbeing has been recognised nationally through the awards.

"I also hope that these awards serve as a helpful reminder to farmers that we all need to deliberately invest time in maintaining and improving our own wellbeing; ifarmwell is freely available to help them do that," Assoc Prof Gunn says.

Breakthrough for breast cancer treatment

New UniSA research has found a connection between aggressive breast cancer cells and the dual CXCR4-CCR7 cell surface protein complexes. The research shows a direct relation between the number of these associations and the severity of the disease.

This is the first time that this protein interaction has been observed in both animal and human cells.

UniSA researcher, Valentina Poltavets, says blocking the interaction between CXCR4-CCR7 proteins could deliver novel treatments for invasive breast cancer.

"On their own, CXCR4 and CCR7 proteins are found in many cell types, including breast cancer cells. But we saw that in more invasive and metastatic breast cancer cells, they are bound to each other to deliver specific signals that make these cells grow and move quickly."

Mental health linked to cardiovascular disease

A new UniSA study draws a link between mental illness and widely fluctuating blood pressure, which can lead to cardiovascular disease and organ damage.

UniSA researcher Dr Renly Lim and colleagues from Malaysian universities say there is clear evidence that mental illness interferes with the body's autonomic functions, including blood pressure, heart rate, temperature and breathing.

"We reviewed 12 studies on people with anxiety, depression and panic disorders and found that, regardless of age, mental illness is significantly associated with greater blood pressure variations during the day," Dr Lim says.

"We also found that for people who are mentally ill, their heart rate does not adapt to external stressors as it should."



UniSA's Dr Nicole Dmochowska is helping design novel technology to precisely image aggressive brain cancers and guide treatment.

Precision treatment for brain cancer

UniSA and Australian cancer diagnostic company, Ferronova, are developing a novel technology designed to precisely image aggressive brain cancers and guide treatment, potentially helping thousands of people each year.

The new MRI nanotechnology targets a specific marker that is found in more than 90 per cent of solid tumours, including high-grade brain cancers.

Already yielding promising preclinical results in a prostate cancer model, the new MRI technology has potential to have a significant impact on aggressive brain cancers.

UniSA's Dr Nicole Dmochowska is leading the research, supported by a REDI Fellowship, and says there is a critical need for better imaging of high-grade brain tumours.

"The prognosis for high-grade brain tumours such as glioblastoma remains abysmal, so it's vital that we progress new technologies that can potentially enable more precise targeting of tumours," Dr Dmochowska says.

"This research will advance a cutting-edge imaging technology developed in collaboration with Ferronova and with the support of the NeuroSurgical Research Foundation designed to more accurately image and therefore treat brain tumours with no additional neurotoxicity."

Finger prick device to revolutionise care for pregnant mothers and babies


Preeclampsia affects four per cent of all pregnancies in Australia and can cause organ failure, blood clotting, restricted foetal growth and be life-threatening for the mother and baby.

However, current diagnosis methods are complex and can take up to 24 hours in rural areas – time that is critical when dealing with the health of an unborn baby.

In a move which could revolutionise the diagnosis and care of this devastating condition, scientists from UniSA's Future Industries Institute have developed new technology that requires only a few drops of blood to test for preeclampsia – and the result returned within 30 minutes.

This means the test can be done quickly and accurately in a rural setting by a primary healthcare team, without the need to send to an advanced laboratory.

Chief investigators Dr Duy Phu Tran and Professor Benjamin Thierry said the device would be most critical in regional settings where emergency care is limited, with preeclampsia one of the main reasons for emergency retrievals by the Royal Flying Doctors Service.



UniSA researcher Dr Duy Phu Tran is leading development of technology that requires only a few drops of blood to test for preeclampsia.

Whyalla midwifery degree delivers regional support

Expectant mothers in South Australia's Eyre Peninsula and northern regions will benefit from greater access to specialist midwifery care, with UniSA announcing in 2022 the Bachelor of Midwifery will be available at its Whyalla campus from 2023.

The new offering will significantly bolster the regional midwifery workforce, providing much-needed local supports to rural communities.

In Australia, there is an uneven distribution of midwives in rural and regional areas with unfilled vacancies and difficulties recruiting adding to workforce shortages.

UniSA's Bachelor of Midwifery Program Director, Dr Angela Brown, says that the Whyalla-based degree will attract and retain a local midwifery workforce.

"Regional communities need local midwives who can provide quality healthcare for mothers and families," Dr Brown says.

"The new midwifery degree at Whyalla will enhance availability of training locally for regional students, providing additional locally trained staff that can work regionally and improve midwifery shortages."

Vitamin D deficiency linked to dementia and premature death

A world-first study by UniSA suggests low levels of vitamin D are associated with lower brain volumes and an increased risk of dementia and stroke.

Senior investigator and Director of UniSA's Australian Centre for Precision Health, Professor Elina Hyppönen, says the findings are important for the prevention of dementia and appreciating the need to abolish vitamin D deficiency.

"Our study is the first to examine the effect of very low levels of vitamin D on the risks of dementia and stroke, using robust genetic analyses among a large population," Prof Hyppönen says.

"In some contexts, where vitamin D deficiency is relatively common, our findings have important implications for dementia risks. Indeed, in this UK population we observed that up to 17 per cent of dementia cases might have been avoided by boosting vitamin D levels to be within a normal range."

In a separate study, Prof Hyppönen and UniSA PhD candidate, Josh Sutherland, found strong evidence that vitamin D deficiency is associated with premature death, and the more severe the vitamin D deficiency, the greater the risk of mortality.

Sutherland says while vitamin D has been connected with mortality, it has been challenging to establish causal effects.

"Our study provides strong evidence for the connection between low levels of vitamin D and mortality, and this is the first study of its kind to also include respiratory disease related mortality as an outcome."

High fat diet can harm brain as well as body

An international study led by UniSA neuroscientists Professor Xin-Fu Zhou and Associate Professor Larisa Bobrovskaya has established a clear link between mice fed a high-fat diet for 30 weeks, resulting in diabetes, and a subsequent deterioration in their cognitive abilities, including developing anxiety, depression and worsening Alzheimer's disease.

UniSA neuroscientist and biochemist Associate Professor Larisa Bobrovskaya says the research adds to the growing body of evidence linking chronic obesity and diabetes with Alzheimer's disease, predicted to reach 100 million cases by 2050.

"Obesity and diabetes impair the central nervous system, exacerbating psychiatric disorders and cognitive decline. We demonstrated this in our study with mice," Assoc Prof Bobrovskaya says.

"Obese individuals have about a 55 per cent increased risk of developing depression, and diabetes will double that risk," Assoc Prof Bobrovskaya says.

Research excellence award for UniSA PhD student

UniSA researcher Dr Chelsea Thorn won the PhD Research Excellence Award category at the 2022 SA Science Excellence and Innovation Awards.

A scientist and pharmacist dedicated to innovating medicines against infectious diseases, Dr Thorn's PhD discovered a new inhalable and topical formulation to improve the effectiveness of antibiotics against life-threatening super-bugs.

Based on lipid nanoparticles, the formulation delivers the antibiotic directly into the bacteria that commonly infects people with Cystic Fibrosis, eradicating an untreatable infection after two doses.

Dr Thorn is now employed at Pfizer, where she is a Senior Scientist in the Biotherapeutic Pharmaceutical Research and Development organisation in Massachusetts, US. She continues her research in innovating lipid nanoparticles to improve medicines for infectious diseases, most particularly for the mRNA vaccines.

Experimental brain cancer drug fast tracked in clinical trials

An experimental drug being trialled for advanced solid tumours, including the most aggressive brain cancer – glioblastoma – has passed the first phase with flying colours, raising hopes for an effective new treatment.

UniSA Professor Shudong Wang and Adelaide biotech company Aucentra Therapeutics are recruiting up to 50 glioblastoma patients for the second phase, trialling the drug Auceliciclib.

The first phase, which started in June 2021, involved patients with glioblastoma, as well as cervical, colon, gastrointestinal, pancreatic and uterine cancers, ensuring that Auceliciclib was safe at different dosages.

In the second stage the drug's effectiveness against solid tumours will be tested.

"Phase one usually takes up to two years if there are any safety concerns with a new drug, but we didn't experience any issues with Auceliciclib, which is very encouraging," Prof Wang says.



Research by Dr Evangeline Mantzioris suggests the Mediterranean diet may improve fertility and sperm quality in men, increasing couples' chances of conception.

Mediterranean diet may improve fertility

The Mediterranean diet has long been applauded for its multiple health benefits, and new research shows that it may also help overcome infertility.

Conducted by UniSA in conjunction with Monash University and the University of the Sunshine Coast, the study found that the Mediterranean diet can improve fertility, assisted reproductive technology success, and sperm quality in men, increasing couples' chances of conception.

UniSA researcher, Dr Evangeline Mantzioris, says modifying preconception nutrition is a non-invasive and potentially effective means for improving fertility outcomes.

"Research shows inflammation can affect fertility for both men and women, affecting sperm quality, menstrual cycles, and implantation. So, in this study we wanted to see how a diet that reduces inflammation – such as the Mediterranean diet – might improve fertility outcomes," Dr Mantzioris says.

"Encouragingly, we found consistent evidence that by adhering to an anti-inflammatory diet – one that includes lots of polyunsaturated or 'healthy' fats, flavonoids (such as leafy green vegetables), and a limited amount of red and processed meat – we can improve fertility."

Screen time harming children's wellbeing

A new study by UniSA and the Department for Education suggests children's wellbeing is heightened when they participate in extra-curricular activities, yet lowered when they spent time on social media or playing video games.

Lead researcher, UniSA's Dr Rosa Virgara, says the research highlights an acute need to encourage children to participate in activities other than screens.

"Our study highlights how some out-of-school activities can boost children's wellbeing, while others – particularly screens – can chip away at their mental and physical health," Dr Virgara says.

"Screens are a massive distraction for children of all ages. Most parents will attest to this. And whether children are gaming, watching TV or on social media, there's something about all screens that's damaging to their wellbeing.

"It's interesting because you might think that it's the lack of physical movement that's causing this, yet our research shows that doing homework or reading – both sedentary activities – positively contribute to wellbeing, so it's something else."



Research by Dr Rosa Virgara highlights an acute need to encourage children to participate in activities other than screens.

UniSA is unstoppable in Business



UniSA Business ranked top in South Australia

The *Australian Financial Review's* BOSS Best Business Schools rankings for 2022 gave UniSA the highest overall rating in South Australia, placing the University equal sixth nationally.

The AFR BOSS Best Business Schools ranking replaces the BOSS MBA rankings and is the only domestic ranking of business schools in Australia.

The ranking is based on scores gathered for quality, the reputation of the business school and graduates' employment and salary prospects, a category referred to as "career impact". The data captures postgraduate studies only and the overall ranking gives equal weight to the three individual categories.

UniSA Business Executive Dean Professor Andrew Beer told the AFR that, increasingly, delivering quality education in business requires a sharp focus on digital skills and their integration with traditional business skills.

"There's a very strong focus on the digital economy and having the skills to implement the digital transition that is coming through our economy," Prof Beer says.

"This involves technical skills, such as coding and data analytics, but it also involves more conventional business skills and their application to the new economy."



UniSA's contribution to an international social enterprise project has been recognised by the European Foundation for Management Development.



The project, called Transforming Irrigation in Southern Africa, has supported more than 15,000 farm businesses in sub-Saharan Africa.

UniSA launches Global Executive MBA in Defence and Space

UniSA has announced a collaboration with American and British partners to launch a Global Executive MBA in Defence and Space, the first program of its kind in Australia.

Leveraging the growth of two key sectors and the recent AUKUS strategic alliance, the MBA will address critical skills gaps in defence and space and help build a pipeline of talent across Australia, the United States, the United Kingdom and other allies.

UniSA Director of Defence & Space, Matt Opie, says the program, starting in 2023, will be tailored to meet the most pressing challenges facing the two sectors.

"Global security is complex. Ongoing volatility means that future leaders in defence and space need advanced knowledge, skills and a global perspective. This customised Executive MBA will cover cyber security, space systems, geopolitics and defence procurement as well as strategic business topics," Mr Opie says.

With international partners in three countries, the 18-month program will feature online study and intensive face-to-face residential teaching in Adelaide, Pittsburgh, Washington DC and London.

Innovative collaboration to tackle SA housing crisis

A research report released by UniSA and Believe Housing Australia highlights the need for new approaches to deal with South Australia's housing crisis, which leaves more than 6,000 people experiencing homelessness each night in SA, and more than 30,000 people on the State's social housing waiting list.

Authored by UniSA's Dr Helen Dinmore and Dr Debbie Faulkner, the report noted that past government policies and a housing market gone rampant are two key causes of the current crisis.

Professor Andrew Beer, UniSA Business Executive Dean, says the research report found rental availability and affordability to be at an all-time low across the country.

"Rental availability is at its worst in SA, where vacancy rates hit 0.2% in March 2022," Prof Beer says.

"It's evident that responses to the housing crisis must provide tailored solutions to high-risk cohorts with specific needs. Investment in housing for all delivers community-wide social and economic benefits on a wide range of measures including health, employment and education."

Believe Housing Australia Executive General Manager, Michelle Gegenhuber, says "it is evident, both through election polls and outcomes, and the results of the report survey, that there is a strong community appetite for change".

UniSA wins prestigious award for social enterprise project in Africa

UniSA's contribution to an international social enterprise project, which has supported more than 15,000 farm businesses in sub-Saharan Africa, has been recognised by the European Foundation for Management Development (EFMD).

UniSA took home an EFMD Excellence in Practice Gold Award in the Ecosystem Development category for its work on the project Transforming Irrigation in Southern Africa (TISA), which was established in 2013.

Funded by the Australian Centre for International Agricultural Research, the project is led by UniSA Research Professor in Water Policy and Management Henning Bjornlund, and now works with 15,500 farm businesses and 42 irrigator corporations across three countries.

UniSA Business Executive Dean Professor Andrew Beer says UniSA is honoured to be recognised in the awards, which showcase some of the most innovative and impactful partnerships being driven by business schools around the world.

"The award highlights the complex learning and development project UniSA has worked on in collaboration with international partners, which has transformed irrigation farm businesses and their irrigator corporations from dysfunctional to profitable business enterprises," he says.

UniSA is unstoppable in Creative



'Gold' Good Design Award for the Fish River Ranger Accommodation project

UniSA's Design Construct team, led by architecture lecturer Joti Weijers-Coghlan, was awarded a prestigious Australian Good Design Award for its work on the Fish River Ranger Accommodation project.

The project saw the team upgrade Aboriginal Ranger accommodation at the remote Fish River Station, Northern Territory, with both staff and students working together to create a new facility to meet the rangers' needs.

The Good Design Awards are the highest honour for design and innovation in the country, with a history dating back to 1958.

The team received the Good Design Award Gold Winner Accolade in the Architectural Design category for outstanding design and innovation.

"This award further demonstrates that practice-based learning can integrate research and pedagogical aspirations to produce outcomes that are highly regarded by industry peers," Weijers-Coghlan says.

"We offer students of architecture and design a unique experience to undertake the consultation, design and construction of projects, which have repeatedly received industry recognition for excellence."

Art grads shine in Helpmann Academy awards

Eight UniSA graduates were recognised at the 2022 Helpmann Academy Graduate Exhibition Awards, including UniSA Contemporary Art Honours graduate Amber Cronin, who was co-awarded the \$150,000 Helpmann Academy Major Public Art Commission.

Cronin and collaborator Anika Gardner won the commission for a piece that will feature as part of the Goolwa Wharf Precinct revitalisation project.

"It was explained to us as being the biggest commission in Australia for emerging artists, and we were like, 'Oh, okay, no pressure,'" Cronin says. "But being able to work at this level to create a major public work like this is just incredible – we are extremely excited and grateful for the opportunity."

A further seven graduating UniSA students were recognised at the 2022 Helpmann Awards, which provide funds to support emerging artists practice and exhibit their work, as well as extend their studies.

Industry partnership provides reuse solution for tyre waste

A UniSA study has tested and verified the structural integrity of walls constructed from tyres packed with earth, with the results potentially providing new opportunities for the reuse of end-of-life tyres in the building industry.

Supported by Tyre Stewardship Australia, a UniSA team led by architecture lecturer Dr Martin Freney rigorously assessed the structural integrity of a test tyre wall to examine how the structure performed under various stressors.

According to Dr Martin Freney, the wall proved to be as structurally sound as conventional walls used in residential applications, with several unique characteristics that may offer benefits over some traditional building approaches, particularly for retaining walls.

"Not only are the tyre walls as structurally sound as concrete or wood sleeper retaining walls, they are also extremely resilient," Dr Freney says. "Unlike a concrete wall, we found these walls have the ability to 'bounce back into shape' following impact, such as from an earthquake."

UniSA hosts an international celebration of artists with disability

Members of UniSA research project Connect2Abilities hosted performers from Australia and South Korea for a collaboration between dancers and musicians with and without disability.

Dancers from Seoul's 29Dong Dance Theatre and musicians from the K-Music Makers joined members of Restless Dance Theatre for a two-week session in Adelaide as part of an ongoing international project called Counterpoise.

Supported by the Department of Foreign Affairs and Trade's Australian Cultural Diplomacy Grants Program, the Australia-Korea Foundation, and Arts Council Korea, Counterpoise will form the centrepiece for a documentary series called Dancing Against the Odds, which is being co-produced by UniSA arts management experts Professor Ruth Rentschler and Dr Boram Lee.


"This project celebrates diversity and inclusion, self-expression and individuality, not just in the arts, but throughout society – it shifts attitudes about capabilities of artists with disability," Prof Rentschler says.



UniSA research project Connect2Abilities brought together dancers and musicians with and without disability from Australia and South Korea.



A UniSA student team developed an animated film using industry-leading 3D production platform, Unreal Engine 5.



The project was featured internationally as part of the global Unreal Engine Short Film Challenge.

UniSA students join international animation challenge

The work of UniSA was highlighted by global digital giant Epic, after a multi-disciplinary UniSA team developed a short, animated film using Epic's industry-leading 3D production platform, Unreal Engine 5.

The project was undertaken as part of the global Unreal Engine Short Film Challenge, which provided students with access to industry-leading technology, training, and feedback from top production companies.

Over an eight-week period, a group of UniSA students, led by UniSA researchers Dr Susannah Emery and Associate Professor Kath Dooley, developed a 4-minute animation called Wally Wallace and the Magic Case, which was promoted internationally by Epic.

Dr Emery says the challenge provided students from a diverse range of disciplines with an hands-on experience, working with the most in-demand animation platform on the planet.

"Virtual production is a huge industry for the future, and it's a good mix of where game development is going and where film is going, so it's relevant to both industries," Dr Emery says.

UniSA is unstoppable in Education



UniSA's C3L leads the conversation on technology in education

In 2022, UniSA hosted the first International Conference on Change and Complexity in Learning, at which educators discussed how educational technologies (edtech) can maximise outcomes for both students and teachers.

Hosted by UniSA's Centre for Change and Complexity in Learning (C3L) – the top edtech research centre in Australia – the two-day conference featured engaging panels and world-renowned keynote addresses.

Global edtech expert and Director of C3L, Professor George Siemens, says the conference delivered vital insights and understandings of technology in learning environments.

"Education currently sits on the precipice of a new age of innovation, where technology is broadening access and growing opportunities for learning," Prof Siemens says.

"But as these new technologies explode across the sector, knowing how to maximise their benefits in schools and universities is an ongoing challenge."

UniSA Education Futures ranks in world's top 100

UniSA has ranked in the world's top 100 in education in the 2023 Times Higher Education World University Rankings by subject. The ranking places UniSA equal 97th in the world and 11th in Australia.

The 2023 rankings included 1799 universities across 104 regions, with the Times Higher Education website saying these are the most diverse university rankings to date.

UniSA Education Futures Executive Dean Professor Shane Dawson says that, globally, education is becoming an increasingly important pathway to ensuring countries attract talent.

"Innovation is the cornerstone of science and technology," Prof Dawson says, "and an educated population means Australia not only competes but excels."

"This ranking ensures that South Australian teachers are amongst the best trained in the world – and that means everyone in SA benefits."

UniSA's excellence in education was also recognised nationally, with *The Australian* newspaper's *Research Magazine 2023* naming UniSA as the 'Lead Institution' in the nation for research in 'Educational Technology'.

UniSA partners with edtech to accelerate local digital skills

UniSA and edtech partner Practera secured a \$350,000 State Government grant to help small and medium enterprises (SMEs) improve their digital capabilities through microcredentials.

The grant will support an innovative program to reskill employers through 12-week and 3-week programs. The Digital Capabilities Program focuses on rapidly building skills, experience and employer connections as participants reskill with frontline data analytics, visualisation, cloud and cybersecurity roles.

The Digital Capabilities Program is part of UniSA's Centre for Change and Complexity's newly launched Data Science Hub.

Project lead and senior lecturer in Data Science at UniSA, Dr Srecko Joksimovic, says developing digital literacies opens the doors for new careers and economic opportunities, and, working together, UniSA and Practera are at the forefront of advancing online experiential learning, applying years of AI research.

"The Digital Capabilities Program is a really tangible output of that work, differentiated from existing digital skills training in its applied, project-first nature."

Intergenerational relationships boost education outcomes

With an ageing population and challenges with Australia's childcare system, UniSA Emeritus Professor Marjory Ebbeck says strong grandparent-child relationships can deliver reciprocal benefits for Australian families.

Investigating intergenerational relationships in Australia, Singapore and Hong Kong, a new study led by Prof Ebbeck contrasts cultural differences between family life in Asian and Western societies.

She says while cultural and societal values differ across countries, the wisdom and knowledge that grandparents can share is universal.

"In many Asian cultures, grandparents are very integrated into family life, often living with their children and playing an active role in their grandchildren's education and development," Prof Ebbeck says.

"While this immediately suggests benefits for working families – in the form of potential childcare – it also delivers significant value to grandparents by boosting their self-worth, social connections and wellness."

UniSA research indicates need for greater autism support

UniSA research shows that parents world-wide report a lack of awareness and understanding of the unique learning needs of autistic children across all levels of mainstream school.

Strong parent-school relationships are central to a child's learning, development, and wellbeing, yet when it comes to children with autism (ASD), it seems positive relationships are few and far between say UniSA researchers.

Lead researcher, UniSA's Dr Kobie Boshoff, says support is urgently needed in schools to support the learning needs of children with autism. Occupational therapists are among the support services that are ideally placed to provide support to schools.

"Effective parent-teacher relationships are vital for successful learning and wellbeing for children with ASD, but as this research shows, many parents are struggling to establish positive communications with schools," Dr Boshoff says.

"Part of the problem is that schools do not have enough time or resources to appropriately support families with autistic children, but another is a general limited understanding of what autism is in practice, and what children with ASD need to support their learning."

UniSA is unstoppable in Justice & Society



Jean Monnet Centre of Excellence at UniSA

UniSA has received renewed funding for its prestigious Hawke EU Jean Monnet Centre of Excellence from the European Union's Erasmus+ program to build closer ties between Europe and Australia.

Part of the European Commission's Erasmus+ program, Jean Monnet Centre of Excellence funding is awarded to organisations and institutions that offer unique expertise on the EU.

Executive Director of UniSA's Hawke EU Jean Monnet Centre of Excellence, Professor Anthony Elliott, will lead an international team over the next four years investigating the digital revolution, including AI, Industry 4.0, advanced manufacturing changes, creative economies and workplace transformations.

Prof Elliott, who is also UniSA Dean of External Engagement, says the funding will give greater visibility to issues around European integration and the EU as a global actor, as well as EU studies more generally in South Australia.

"This is an exciting achievement and an honour for our young centre," Prof Elliott says. "It demonstrates our team's internationally recognised excellence in digitalisation and its focus on Australia-EU relations. This is a major leap for deepening our track record of European funding."

Real-world lessons in supporting refugees

UniSA sociologist Dr David Radford launched a new report analysing the experiences of some of the 80 Hazara Afghan refugees who have settled in the NSW Riverina town of Leeton over the past decade.

Learning from Leeton: a case study of refugee settlement in rural Australia explores the reasons why Hazara Afghans have moved to Leeton and identifies the key steps to ensure a positive experience for both refugees and existing residents – people from worlds apart.

“For Hazara refugees, Leeton has become a town that feels like home and a place that has allowed them to ‘find their feet’ in Australia, including the ability to learn English, adapt to the culture, form friendships, find work, and even accumulate savings to establish a business,” Dr Radford says.

“Leeton has gained equally from the Hazara as they have filled job vacancies, their children have attended local schools and they have contributed to the social, economic and cultural life of the town.”

Breaking the intergenerational cycle of abuse

UniSA childhood adversity experts warn that, unless substantial funding and resources are redirected to preventing child abuse and neglect and providing skilful social and therapeutic services to those with histories of abuse, the intergenerational cycle of abuse will continue.

Research from UniSA's Professor Leonie Segal indicates authorities need to recognise and address the connections between childhood abuse and neglect, and family violence later in life.

“Family violence – including familial child abuse and neglect, and intimate partner violence – is a major public health and social issue,” Professor Segal says.

“Yet what many authorities fail to understand is that child abuse is inextricably linked with violence later in life, and if we don't respond appropriately to one, we will have little impact on the other.

“If more were done to help victims of child abuse while they're still young, we could better disrupt pathways of abuse and stop victims becoming caught up in continuing cycles of violence.”

Finding culturally appropriate approaches to homelessness

Aboriginal People are 15 times more likely than other Australians to experience homelessness and a new study led by UniSA Professor Deirdre Tedmanson indicates that tackling the problem requires a culturally sensitive approach aligned to Aboriginal values, focused on safety and understanding.

The Australian Housing and Urban Research Institute-commissioned report stresses the need to approach homelessness from an Aboriginal perspective, rather than a western approach.

“Although structural discrimination, mental illness and poverty can make it difficult for Aboriginal people to access and sustain housing, it is the lack of funding, affordable housing and limited crisis and transitional accommodation that are the real barriers,” Prof Tedmanson says.

“Some drivers of homelessness, such as overcrowding, are common issues for Aboriginal communities and can be linked in part to complex and important kinship obligations.

“Western notions of ‘home’ and ‘homelessness’ don't necessarily resonate the same way with Aboriginal Australians in regional and remote areas so it's important that responses are culturally informed, culturally appropriate and culturally safe.”

Poor management practices root of workplace bullying

Organisational structures, not individuals, are to blame for workplace bullying, which affects 10 per cent of employees, according to a new UniSA study citing “poor management practices” as the root cause of bullying.

For the first time, UniSA researchers have developed an evidence-based screening tool that identifies nine major risk areas for workplace bullying embedded in day-to-day practices, putting the onus on organisations to address the problem.

Lead author UniSA Professor Michelle Tuckey and colleagues from UniSA's Centre for Workplace Excellence, the University of Queensland and Auburn University in the US, analysed 342 real-life bullying complaints lodged with SafeWork SA, 60 per cent of them from female employees.

“Workplace bullying predominantly shows up in how people are managed,” Prof Tuckey says.

“Managing work performance, co-ordinating working hours and entitlements, and shaping workplace relationships are key areas that organisations need to focus on.

“It can be tempting to see bullying as a behavioural problem between individuals, but the evidence suggests that bullying actually reflects structural risks in the organisations themselves.”



Research by Professor Michelle Tuckey suggests organisational structures, not individuals, are to blame for workplace bullying.

UniSA is unstoppable in STEM



Award-winning technology to prevent illegal fishing

Universal chemical fingerprints that can trace the geographic origins of many marine species have been developed by scientists at UniSA's Future Industries Institute to help combat seafood fraud and stop illegal and unsustainable fishing.

Marine ecologists Dr Zoe Doubleday and Dr Jasmin Martino have identified chemical fingerprints common to the bones and shells of marine life from specific ocean environments, allowing them to track where individual seafood comes from.

Dr Doubleday says seafood is one of the most traded commodities in the world, but supply chains are unclear, and the industry is susceptible to fraud.

"It is important we know where our seafood comes from and that consumers can trust the label of origin, otherwise it threatens the integrity of the industry and the fisheries they depend upon," Dr Doubleday, says.

"Precise levels of chemicals found in seafood is controlled by the ocean where marine life is based, so we can establish a chemical fingerprint that tells us which body of water the animal comes from."

The research was awarded an ICM Agrifood Award at the Australian Academy of Technology and Engineering (ATSE) annual prize night, which recognises the country's leading engineering and scientific innovators.

UniSA technology deployed on high-speed trains worldwide

France's state-owned rail operator SNCF currently deploys the Energymiser smart driving advice software, developed by UniSA Associate Professor Peter Pudney and colleagues, to reduce the energy consumption of its inter-city train fleet. But despite these energy reductions, there are still times when the French electricity grid struggles to supply power to hundreds of high-speed trains.

This problem could be solved soon, with the Federal Government awarding UniSA and its partner TTG Transportation Technology \$285,638 in the 2022 round of Linkage project funding.

Assoc Prof Pudney and UniSA colleagues will work with TTG over the next three years to develop software that will coordinate the control of hundreds of electric trains to manage their total power demand.

The project, costing at \$900,000 with partner contributions, should result in significant savings for the rail sector and a new focus on helping the electricity sector manage renewable energy sources to power trains, Assoc Prof Pudney says.

New flight simulator expands skills of UniSA aviation students

UniSA aviation students now have the opportunity to train in cockpits of the two most popular jetliners in the world.

UniSA took delivery of its second simulator in 2022 – the Airbus A320 – giving budding pilots the opportunity to learn their way around a new cockpit, alongside the existing 737 flight simulator which is used for training undergraduate aviation students.

Bachelor of Aviation program director Daniel Kwek says the arrival of the state-of-the-art Airbus A320 simulator, manufactured by New Zealand firm PacSim, helps ensure students are job ready when they complete their studies.

"For students to be able to train on both the Boeing 737 and Airbus 320 simulators is a very rare opportunity," Kwek says. "To my knowledge, we will be the only university in Australia offering both Boeing and Airbus based flight simulators as part of its undergraduate aviation experience."



UniSA Aviation students have the opportunity to train in flight simulators of the two most popular jetliners in the world.

Energy generation for industry and space

UniSA and technology company PhosEnergy are collaborating on a thermovoltaic device that will convert infrared energy from waste heat sources into electricity.

Waste heat capture and utilisation technology has been identified as a key strategy for improving energy efficiency across Australia, and Professor Drew Evans says UniSA researchers are excited to be supporting PhosEnergy to develop their "GenT" technology, which has the potential to become a new, renewable energy source for industry.

"For UniSA, the GenT project represents a new opportunity for our materials and manufacturing research to drive economic and social impact for our partners and Australia," Prof Evans says.

FII researchers are also partnering with PhosEnergy on a \$6 million national project to build remote power generation units for use in space and at isolated defence sites.

Hundreds of prototype units that can provide power for decades without any human intervention, maintenance or continuous fuel source will be built, leveraging UniSA's materials engineering expertise.

PhosEnergy has secured a \$2.4 million Federal Government grant to build the prototypes, designed to meet the rapidly growing power demands of the space and defence industries, already estimated to be worth several billion dollars a year.



A study by Professor Peter Majewski highlights the challenges of recycling wind turbine blades.

UniSA leading push for stewardship program for wind turbine blades

UniSA research indicates tens of thousands of wind turbine blades will end up in landfill by the end of the decade unless end-of-life programs are established soon.

The study, led by Professor Peter Majewski, highlights the challenges of recycling wind turbine blades.

"As it is so expensive to recycle them, and the recovered materials are worth so little, it is not realistic to expect a market-based recycling solution to emerge, so policymakers need to step in now and plan what we're going to do with all these blades that will come offline in the next few years," Prof Majewski says.

Prof Majewski says it is likely the costs of disposing of the blades in a sustainable fashion will need to be factored into their production and running costs.

Solar solution for soil pollution

A team led by UniSA researchers Associate Professor Haolan Xu and Dr Gary Owens has pioneered a new soil remediation technique that is significantly faster, simpler, safer, and more cost-effective than currently available methods.

The technique uses a super-efficient solar evaporator to draw water from the soil through a sponge-like filter that traps contaminants, mimicking the process of transpiration that occurs in natural plants, but at a greatly accelerated rate.

"Plants can be used to extract contaminants from soil, but the process is very, very slow, often taking multiple growing seasons, particularly in heavily contaminated situations, where the soil toxicity means the plants struggle to grow and often die," Dr Owens says.

"We have created a system that mimics this process – a form of biomimetic plant – but one that does so at a much faster rate and without any of the problems caused by toxicity."

Worldwide, more than 10 million sites are considered soil polluted, with more than half contaminated by heavy metals such as cadmium and lead, or metalloids such as arsenic.

The UniSA-developed system can remove such contaminants in as little as two weeks, rather than the many months, or even years, required by current remediation techniques.

VR to support World Heritage bid for the Flinders Ranges

One of Australia's most captivating landscapes can now be explored virtually, thanks to a UniSA project that has created a 360-degree virtual tour of the 600-million-year-old Flinders Ranges.

Led by UniSA geology Professor Tom Raimondo, the project documents the geological and cultural significance of the Flinders Ranges, supporting the SA Government's bid for World Heritage status of the region, expected to be submitted in 2024.

"The launch of this immersive virtual tour marks a significant step towards opening the Flinders Ranges to the international community," Prof Raimondo says. "Ultimately, UNESCO World Heritage status will allow it to stand alongside icons like the Great Barrier Reef and Yosemite National Park."

"The Flinders Ranges has a remarkable history, cultural heritage and scientific value. Now, anyone from across the globe can see why this landscape is so special and unique."

UniSA students make the deep dive into ASC submarine tech

Australia's sovereign submarine builder, ASC, is partnering with UniSA to support Honours students undertaking a Bachelor of Engineering.

ASC is providing university students with experience working on practical, cutting-edge projects for potential use in Australia's Collins Class submarine program.

ASC is providing in-kind support, including project supervisors and subject matter experts, together with funding as required.

ASC Managing Director and Chief Executive Officer, Stuart Whiley, said the partnership is mutually beneficial.

"Honours students gain access to our experienced engineers, who work on the Collins Class submarine program every day and are providing advice and guidance to help them refine their projects and skills," Whiley says.

"As we continue the maintenance of the Collins Class fleet and prepare for its Life of Type Extension, it's crucial we continue to attract more engineers to the defence industry."



Professor Tom Raimondo is leading a project that documents the geological and cultural significance of the Flinders Ranges.

New extraction techniques for rare earth minerals

Dr Richmond Asamoah from UniSA's Future Industries Institute is developing new ways to safely extract critical rare earth elements minerals and developing mechanisms to safely recycle spent products from scrap batteries and magnets.

Funded by the Australia-India Strategic Research Fund, Dr Asamoah says the research will deliver significant benefits to both countries.

"Rare earth elements contribute nearly \$200 billion to the Indian economy, yet despite India having the world's fifth largest reserves of critical metals, they mostly import their rare earth needs from China," Dr Asamoah says.

"This project hopes to enable Australia to export rare earth minerals to India, as an alternative to China, as well as to empower India to establish eco-technologies to extract minerals and metals within their own borders.

"Importantly, the research will build capacity for processing critical minerals in Australia and India and creating many new eco-efficient opportunities for economic growth, education, employment and investment."

UniSA students take out top Malaysian awards

Two UniSA students have been awarded honours at the recent Merdeka Awards, which recognise outstanding international students from Malaysia.

Final year engineering student Sheng Ee Yap took out the top honour, awarded the Sir Eric Neal Award, named after the former Governor of South Australia, while aviation graduate Aaron Sew received the Merdeka Award.

The event is an annual charity fundraising event which commemorates Malaysia's Independence Day and brings together corporate and government representatives from Malaysia and Australia, as well as prominent South Australian entrepreneurs.

Yap was recognised for his strong academic record including receiving the Chancellor's Letter of Commendation for being in the top five per cent of his studies for three consecutive years, as well as a number of engineering student prizes. His volunteering efforts, both on campus and within the Adelaide community, were also a key contributor to his win.

As a recent aviation graduate, Sew also demonstrated a strong academic record, receiving an International Merit Scholarship and UniSA Merit Award and being invited by Cathay Pacific to present final year aviation research at an international conference.

A person with long brown hair, wearing a red scarf and a dark blue jacket, is standing on the right side of the frame. The background is a modern building interior with a dark staircase and large glass windows. The text "Projects and Partnerships" is overlaid in white.

Projects and Partnerships





UniSA environmental scientist Professor Erica Donner leads the Cooperative Research Centre for Solving Antimicrobial Resistance in Agribusiness, Food, and Environments (CRC SAAFE).

UniSA leads new CRC to tackle antimicrobial resistance

A new partnership to improve the resilience and profitability of Australia's agribusiness industries in relation to antimicrobial resistance (AMR) was launched in 2022, kickstarted with a \$34.5 million Federal Government grant.

The Cooperative Research Centre for Solving Antimicrobial Resistance in Agribusiness, Food, and Environments (CRC SAAFE), involving 70 partners contributing an additional \$115 million cash and in-kind support, is led by UniSA environmental scientist Professor Erica Donner.

Over the next decade the \$140 million project will tackle resistance to essential antibiotics, antifungals and antivirals that, if not addressed, could wipe up to \$283 billion from the Australian economy by 2050.

Prof Donner says AMR needs to be tackled at its source, where it emerges and spreads between farms, in feed and food production systems, and in waste processing.

"Antimicrobials are used in so many ways. They are used to treat our livestock, our crops, and ourselves. They end up being flushed down toilets, sprayed in organic fertiliser, carried through water supplies, produce and stock feed. We need to do everything we can to stop the spread of resistance," Prof Donner says.

UniSA partners with State Government to boost health workforce

UniSA is working with the State Government to help meet the growing demands on South Australia's health workforce, following the announcement that thousands of nurses and midwives will benefit from new scholarships and training.

The SA Health Nursing and Midwifery Skills and Training Package will be delivered over the next three years.

SA Health is partnering with UniSA, the University of Melbourne and the Australian Nursing and Midwifery Federation on programs to meet clinical needs in metropolitan, regional and rural areas.

UniSA's Clinical Specialisation Program (including 3,000 scholarships) will allow registered nurses and midwives the opportunity to undertake a new accelerated pathway into clinical specialisation.

Program delivery is tailored to the SA Health environment and provides nurses and midwives the foundation skills to fast-track their journey into postgraduate clinical specialisation qualifications.

UniSA Nursing and Midwifery Dean of Programs Professor Rachael Vernon welcomed the State Government's announcement.

"This initiative is a significant partnership between SA Health and the University of South Australia, providing an opportunity to further enhance the capacity and capability of our nursing and midwifery workforce and ultimately improve the health outcomes of our community," Prof Vernon says.

MindChamps collaboration to improve SA education

Combining music, computing and neuroscience to improve educational outcomes for South Australia's young children is the focus of a research partnership between UniSA and Singaporean early education company MindChamps.

Researchers at UniSA's Australian Research Centre for Interactive and Virtual Environments (IVE), are collaborating with the international early education provider to help improve music, literacy and numeracy among pre-school aged children in South Australia.


MindChamps has developed a curriculum specifically for pre-school aged children, which will be analysed for its effectiveness by UniSA Professor Ina Bornkessel-Schlesewsky and the IVE Cognitive Neuroscience Laboratory using a range of techniques.

This work will be supplemented by Professor Mark Billingham and Dr Gun Lee from IVE's Empathetic Computing Laboratory, who will develop augmented reality technology that empowers children to learn remotely from expert teachers with minimal impact on children's screen time.

MindChamps' founder, CEO and Chairman, David Chiem, says the company is "thrilled to partner with the University of South Australia to help make a significant difference to the educational outcomes of young children".



MindChamps founder, CEO and Chairman, David Chiem, and UniSA Vice Chancellor Professor David Lloyd.



Associate Professor Colin Hall, Dr Marta Llusca Jane, Dr Jebum Choi and Dr Kamil Zuber will work together on the iLAUNCH program.

UniSA to partner in Forestry Centre of Excellence

UniSA will be a lead partner in a new \$15 million Centre of Excellence to advance long-term forestry research and development capability at Mount Gambier, funded over 10 years by the State Government.

Situated on the UniSA/TAFE precinct in Mount Gambier, the collaborative project will be the first of its kind, and UniSA, TAFE, PIRSA, and the Department for Education are involved in a master planning process for building and accommodation requirements for the Centre.

Alongside UniSA, the centre will host other organisations such as the National Institute of Forest Products Innovation, the Green Triangle Forest Industries Hub, Tree Breeding Australia, and the Logging Investigation and Training Association.

UniSA Deputy Vice Chancellor: Research and Enterprise, Professor Marnie Hughes-Warrington, says UniSA recognises the importance that forestry research and innovation holds for the vibrancy of the Limestone Coast region.

"We know the Forestry Centre of Research will deliver powerful economic and social benefits," Prof Hughes-Warrington says.

\$3.7m boost to UniSA's aged care training in Port Lincoln

The Federal Government is providing \$3.7 million to UniSA to create a training site in Port Lincoln encouraging nursing and allied health students to pursue a career in aged care.

The funding will support a collaboration between UniSA and Matthew Flinders Home where the training and simulation site will be built.

Federal Member for Grey, Rowan Ramsey and UniSA Clinical and Health Sciences Executive Dean, Professor Esther May described it as a win-win for local health students and the ageing population in the Spencer Gulf.

The grant will enable nursing and allied health students to get practical experience in residential and community-based aged care, ensuring UniSA can contribute to the recruitment and retention of the aged care workforce.

The \$3.7 million will enable the University of South Australia to support an additional 200 student placement weeks for the first two years, then 288 weeks thereafter across nursing, physiotherapy, occupational therapy, speech therapy, clinical exercise physiology, podiatry, pharmacy and nutrition and social work.

UniSA blasts off on \$180 million space hub mission

UniSA will help propel Australia into a new orbit in satellite technology, playing a major role in a \$180 million national space manufacturing hub.

UniSA is one of three universities and 23 industry partners tasked with building a sovereign space industry for Australia, involving rockets and launch facilities, rapid satellite manufacturing, communication technologies and integrated sensing systems.

iLAUNCH hub, supported through the Trailblazer Universities Program, is led by the University of Southern Queensland (USQ). Together with the Australian National University (ANU) and UniSA, the hub and its industry partners will drive the commercialisation of space research in Australia.

The Federal Government has committed \$50 million from its Trailblazer Universities Program and the remainder will come from cash and in-kind from the three universities and industry partners.

UniSA Industry Associate Professor Colin Hall will lead the South Australian node, hosting three core projects involving five industry partners, valued at \$20 million over four years.



Associate Professor Craig Priest (UniSA), Alex (ASC Engineer) and Kaitlyn and Dakota (UniSA students). ASC photo: Russell Millard

Our People



The best of the unstoppable

Former OECD and United Nations economist joins UniSA as inaugural Credit Union SA Chair of Economics

Former OECD and United Nations economist Dr Susan Stone has joined the University of South Australia as the Credit Union SA Chair of Economics.

Dr Stone has worked with international organisations, government, and business in Europe, the United States, Asia and Australia and was most recently overseeing emerging trade policy issues for the OECD in France.

She will provide expert analysis and lead new thinking about SA's economic position and how the State works, establishes new businesses, creates inclusive work environments and engages in trade with the rest of Australia and the world.

UniSA Business Executive Dean Professor Andrew Beer says Dr Stone's appointment is a significant one for UniSA.

"This is a time of profound economic change with everyday Australians affected by rising house prices, difficulties with global supply chains, labour shortages and the ongoing ageing of the population," Prof Beer says.

"There is a real need for informed economic commentary in South Australia – and Dr Stone's appointment will provide that expertise.

"Her appointment will be an asset for South Australian business, government, the media and citizens.

"Dr Stone will be a new voice to inform South Australian decision makers working in the public, private and not-for-profit sectors, and we also need someone who can share South Australian perspectives on economic issues with the nation."

Prof Beer says UniSA is excited to be working in partnership with Credit Union SA.

"It is great to be working in partnership with Credit Union SA, which like UniSA, is a young, high growth institution that is future oriented," he says.

"This partnership reflects Credit Union SA's commitment to serving all South Australians, and it is a mission we embrace also."



UniSA professor to improve State's allied health services

New and more effective models of healthcare for South Australians are being explored following the appointment of the State's first Professor of Allied Health, UniSA's Professor Saravana Kumar.

SA Health and UniSA jointly fund Prof Kumar's role, which focuses on meeting the State's critical health needs, including easing current strains on hospitals, allowing older people to remain in their own homes, more telehealth services, and alternative clinics.

In the UniSA-based role, Prof Kumar works closely with the Allied and Scientific Health Office (ASHO) to help implement the State's allied health workforce needs and investigate retention, support and training priorities.

Prof Kumar has an established history of improving the quality and safety of healthcare through teaching and research in evidence-based practice across a range of disciplines. He has collaborated extensively with industry and healthcare practitioners outside of academia.

"In collaboration with SA Health, I will investigate and implement more effective models of care for our residents, fostering research which aligns with the State's needs, including closing the gap for Aboriginal and Torres Strait Islander populations," Prof Kumar says.

"Designing programs to help South Australians stay as fit and healthy as possible, reducing the risk of chronic conditions, will also be a priority."



UniSA's Professor Saravana Kumar has been appointed as South Australia's first Professor of Allied Health.



Peter Stevens has been appointed the inaugural director of UniSA's Enterprise Hub.

Business leader named director of UniSA's Enterprise Hub

Peter Stevens has been appointed the inaugural director of UniSA's Enterprise Hub, where he will lead the development of the University's new online and physical 'shopfront' for industry and community engagement.

While Peter officially started in his new role in 2022, he has been working on the development of the Enterprise Hub since the project's inception in his former role as Executive Director: MBA and Executive Education at UniSA.

In announcing the appointment, Vice Chancellor Professor David Lloyd says Peter has been instrumental in bringing the Enterprise Hub project from an idea to a reality.

"He is perfectly positioned to launch the new Enterprise Partnerships Unit and the Enterprise Hub," Prof Lloyd says.

"In his new role, Peter will be responsible for establishing and leading the Enterprise Hub, bringing it to life and ensuring it meets its objectives – notably, transforming the way that UniSA interacts with partners, as well as growing UniSA's research income and partnership value."

Inaugural Playford Chair of Business Growth appointed

UniSA has appointed international business executive, strategist and entrepreneur Ryan Williams as the inaugural Playford Chair of Business Growth.

The new position is part of UniSA's Australian Centre for Business Growth (AUCBG), which helps business owners, CEOs and executives grow their companies and compete in the global marketplace.

UniSA Deputy Vice-Chancellor: Research and Enterprise Professor Marnie Hughes-Warrington says Ryan has considerable experience in executive roles in different kinds of companies, and valuable skills in strategy and marketing.

"His international experience will be valuable to AUCBG and to the Australian companies going through the centre's growth programs who need help strengthening their position in Australia and around the world."

Then-Innovation and Skills Minister David Pisoni said the establishment of the new Playford Chair of Business Growth underlines the State Government's commitment to the AUCBG.

"We are delighted with UniSA's selection of Ryan Williams as the inaugural Playford Chair," Pisoni said. "The Government is providing four more years of funding for the centre's programs, so it can teach more South Australian companies to grow."

Dr Renly Lim is a Young Tall Poppy of Science for 2022

Research into medicine safety and the ability to communicate its importance earned UniSA researcher Dr Renly Lim a Young Tall Poppy award in the 2022 prestigious prize for young scientists.

The awards are an initiative of the Australian Institute of Policy and Science, recognising both achievement in the sciences and the communication of those achievements by Australia's finest scientists.

An NHMRC Early Career Fellow at UniSA's Quality Use of Medicines and Pharmacy Research Centre, Dr Lim is addressing some of the harms caused by medicines by working with residents in aged care, their carers and health professionals.

She is the clinical research leader of the ReMinDAR (Reducing medicine-induced deterioration and adverse reactions) trial evaluating a novel pharmacy service to prevent frailty and adverse events.

UniSA Business student wins prestigious scholarship

In 2022, Bachelor of Business in Economics, Finance and Trade student William Gillett was awarded the C.A.S. Hawker Scholarship, which is one of the most generous privately funded scholarships available to undergraduate and postgraduate students in Australia, valued at up to \$60,000.

William is in residence at St Mark's College and recognised as a high achiever. He was student representative council president during his time at Loxton High School and the school's head prefect.

In 2019 William was recognised as both Loxton's and the Riverland's Young Person of the Year and the Order of Australia Student Citizen of the Year. He was the South Australian winner of the National History Challenge and has been a student panellist on the ABC's Q&A program.



UniSA researcher Dr Renly Lim won a prestigious Young Tall Poppy for her work addressing harms caused by medicines in aged care.



Commonwealth Games gold medalist Jessica Stenson was among UniSA's 2022 Alumni Award recipients.

2022 Alumni Awards

Regularly showcasing the best of our best, in 2022 UniSA honoured four alumni considered the most distinguished members of the University's 240,000-strong global alumni community.

The recipients for this year were Commonwealth Games gold medalist and the fastest Australian runner at the 2022 New York City Marathon, **Jessica Stenson**; Thomas Foods International Group Managing Director **Darren Thomas**; ABC journalist and presenter **Sabra Lane**; and co-leader of the Wardliparingga Aboriginal Health Equity theme at the South Australian Health and Medical Research Institute, **Dr Odette Pearson**.

Jessica Stenson credits her physiotherapy studies at the UniSA for helping her to become a better athlete, and her experience of running and motherhood with making her a more rounded health professional.

Darren Thomas, an accounting graduate, says he did not grow up thinking he wanted to be an accountant. Darren travels the world meeting customers and building relationships, but he recognises the sacrifices his parents made to help build the family company into the \$2.5 billion enterprise it is today.

Journalism graduate Sabra Lane says she feels a responsibility to her radio audience to ask the questions they want answered. "How do we make people accountable for their decisions when they clearly don't want to be?"



UniSA geoscientist Associate Professor Caroline Tiddy has been named a Superstar of STEM.

Sabra says. "I want Australia to be a better place and that responsibility weighs heavily on my shoulders sometimes."

With a PhD from the UniSA, Dr Odette Pearson continues to research the influence of primary health care on diabetes outcomes at SAHMRI, one of the first institutions to recognise Aboriginal health as a stand-alone theme and led by Aboriginal and Torres Strait Islander people. In March 2022 Dr Pearson was appointed Co-leader Wardliparingga Aboriginal Health Equity theme, and data sovereignty and community consultation remain at the core of her research.

UniSA's new rock star with a green focus

UniSA geoscientist Associate Professor Caroline Tiddy has been named a Superstar of STEM for her work to develop new sensor and geochemical exploration technologies to find critical metals.

The focus of Assoc Prof Tiddy's research is on developing more efficient and environmentally friendly ways to explore for essential metals, particularly those that are in high demand, and to improve decreasing rates of discovery of mineral resources.

"Have you ever considered where the elements essential to building green technologies such as photovoltaic cells in solar panels come from? The answer is mining," Assoc Prof Tiddy says.

"Copper is needed to build these cells, but global copper reserves will deplete by 2045. We need to find more of these metal deposits, which is a task akin to finding a needle in a mountainous haystack."

AR and VR expert receives prestigious accolade

UniSA Professor of Human Computer Interaction Mark Billinghurst has been made a Fellow of the world's largest technical professional organisation dedicated to advancing technology for the benefit of humanity.

The Institute of Electrical and Electronics Engineers, now known simply as IEEE because of its expansion into many related fields, is a voice for professionals in engineering, computing and technology information. The IEEE has more than 420,000 members in 160 countries.

Prof Billinghurst was made a Fellow of the IEEE for his contributions to augmented and virtual reality, work for which he has been recognised globally.

Six UniSA students awarded Playford Memorial Trust Scholarships

Six UniSA students were awarded Playford Memorial Trust Scholarships in 2022. The Playford Trust supports high-achieving students working in areas of strategic importance to South Australia, including advanced manufacturing and new technologies; environmental sciences, including water and energy; health sciences and enabling technologies; agriculture, aquaculture and food production; and mining and resource development.

The UniSA recipients for 2022 were:

Demi Tattingham, Bachelor of Engineering (Honours) (Civil and Construction Management); **Donna Fitzgerald**, Bachelor of Environmental Science (Honours); **Johannes Skirrow**, Bachelor of Science (Honours); **Isabella Revesz**, Bachelor of Biomedical Research (Honours); **Zane Peterkovic**, Bachelor of Science (Honours) (Applied Physics and Mathematics); **Chetan Gautam**, Bachelor of Engineering (Honours) (Electrical and Electronic) (Power Engineering).

Six UniSA students join the New Colombo Plan Scholarship Program

Six of UniSA's top students will have the opportunity to study overseas after being awarded prestigious New Colombo Plan (NCP) scholarships in 2022. Three of the recipients are students of UniSA Online, and this is the first time that students from the University's online education program have been offered NCP scholarships.

The six UniSA New Colombo scholars are:

Naomi Campbell (Bachelor of Public Health) whose host institution is International University - Vietnam National University. She will also go to Cambodia. **Sumaiyah Iqbal Majeed** (Bachelor of Interior Architecture) whose host institution is UCSI University in Malaysia. She will also go to Singapore. **Rebecca Kerstens** (Bachelor of Health Science (Nutrition and Exercise) whose host institution is Universiti Sains Malaysia. She will also go to Indonesia and Singapore. **Jacob Moore** (Bachelor of Laws/Bachelor of Business (Marketing) whose host institution is Beijing Normal University in China. **Alana Repanich** (Bachelor of Pharmaceutical Science) whose host institution is Taylor's University in Malaysia. She will also go to Fiji. **Emilee Rippon** (Bachelor of Commerce (Accounting) whose host institution is Beijing Normal University in China.

2022 Australian Awards for University Teaching

UniSA received four Australian Awards for University Teaching citations for Outstanding Contributions to Student Learning in 2022, which recognise staff who exemplify high-quality teaching and educational leadership.

The citations are awarded by Universities Australia, and recognise and reward the diverse, scholarly contributions made by individuals and teams who have had a significant impact on the quality of student learning in a particular area of responsibility over a sustained period.

UniSA's recipients from the 2022 national awards round were:



UniSA's 2022 New Colombo Scholars (clockwise from top left) Rebecca Kerstens, Emilee Rippon, Naomi Campbell, Alana Repanich, Sumaiyah Iqbal Majeed, Jacob Moore.

Dr Brian Dale, Senior Lecturer in Haematology was awarded for his excellence in advancing professional development and creating higher-order learning, through design and implementation of authentic research and development in Laboratory Medicine clinical placement.

Dr Connie Caruso, Program Director: Laboratory Medicine was recognised for the creation of an interactive and engaging virtual microscope to influence, motivate and enhance student learning in Histology and Pathophysiology.

Dr Helen Banwell (project lead), Senior Lecturer in Podiatry, together with **Dr Ryan Causby**, Program Director: Podiatry and **Mr Brendan Nettle**, Lecturer in Podiatry, earned a citation for the innovative usage of 3D printed foot models and resources to enhance undergraduate podiatry students' scalpel skill training and foot ulcer management.

Mrs Vivien Chanana (project lead), Program Director: Marketing and **Professor John Dawes**, Professor of Marketing received a citation for sustained excellence in community engagement and developing employment-ready student skills, via the Marketing Clinic, which is a unique third-year course with Work Integrated Learning WIL elements.



Dr Connie Caruso received an AAUT citation for the creation of an interactive and engaging virtual microscope.

Awards highlight research and enterprise at UniSA

The Research and Enterprise Awards celebrate UniSA's research achievements and acknowledge staff who demonstrate both the University's core attributes and research excellence.

The winners of 2022 Research and Enterprise Awards are:

Higher Degree Researcher: **Maddison Mellow**, UniSA Allied Health & Human Performance

Higher Degree Enterprise: **Amy Cleland**, UniSA Justice & Society

Early Career Researcher: **Dr Neil Tippet**, Research Fellow, UniSA Education Futures

Early Career Enterprise: **Dr Zac Anesbury**, Lecturer in Marketing, UniSA Business

Mid-Career Researcher: **Dr Ashleigh Smith**, Senior Lecturer in Clinical Exercise Physiology, UniSA Allied Health & Human Performance

Mid-Career Enterprise: **Associate Professor Haolan Xu**, Associate Professor, UniSA STEM/FII

Senior Career Researcher – Joint winners: **Professor Janna Morrison**, Professor of Physiology, UniSA Clinical & Health Sciences/CCB and **Professor Lester-Irabinna-Rigney**, Professor of Education, UniSA Education Futures

Senior Career Enterprise: **Associate Professor Craig Priest**, SA Node Director of the ANFF and Deputy Director of the ARC IDEAL Research Hub, UniSA STEM/FII

Research Degree Supervisor of the Year: **Professor Saravana Kumar**, Professor in Allied Health and Health Services Research, UniSA Allied Health & Human Performance

Up to HEO Level 7: **Ali Soulio**, Research Funding Officer: CRC, Research and Innovation Services

HEO Level 8 and above: **Mike Hill**, Manager: Animal Facility, Research and Innovation Services

One Team Award: **CRC SAAFE Bid** – Professor Erica Donner, Alex Lloyd, Jo Mielnik, Dr Michael Short, and Dr Barbara Drigo

Enterprise Partnership Team Award: **Trailblazer Team** – Associate Professor Colin Hall, Dr Kamil Zuber, Dr Marta Llusca, Professor David Lancaster, Associate Professor Ady James, Professor Nikki Stanford, Camilla Liddy, and Dr Leanne Britcher


Human Research Ethics Award: **Associate Professor Tasha Stanton**, Clinical Pain Neuroscience, UniSA Allied Health and Human Performance; **Brian Pulling**, PhD Candidate, UniSA Allied Health and Human Performance; **Erin MacIntyre**, PhD Candidate, UniSA Allied Health and Human Performance; **Dr Felicity Braithwaite**, Research Fellow, UniSA Allied Health and Human Performance

Chemical and Radiation Safety Award: **Mr Elio Arruzza**, Lecturer in Medical Radiation: Medical Imaging, UniSA Allied Health, and Human Performance and **Allison Roderick**, Program Director: Postgraduate Nursing Programs, UniSA Clinical and Health Sciences

Animal Ethics Award: **Dr Briony Gliddon**, Research Fellow, Centre for Cancer Biology and **Dr Melinda Tea**, Research Fellow, Centre for Cancer Biology



The 2022 Research and Enterprise Awards celebrated UniSA's research achievements at an event hosted by Deputy Vice Chancellor: Research and Enterprise, Professor Marnie Hughes-Warrington AO.



Professor John Hayball is leading one of seven UniSA Discovery Grants commenced in 2022.

New scholarship increases opportunities for Aboriginal researchers

UniSA has launched a new scholarship aimed at increasing the representation of Aboriginal Peoples in research degrees and academia.

The Aboriginal Enterprise Research Scholarship (AERS) is open to any Australian Aboriginal applicant who receives an offer of admission into a research degree at UniSA.

The scholarship provides \$45,076 annually, in line with the maximum rate allowed under Federal Government guidelines – a significant increase from the standard living allowance scholarship rate of \$28,854 per annum at UniSA.

UniSA Dean of Graduate Studies Professor Sandra Orgeig says the University is delighted to introduce the AERS, with the goal of increasing Aboriginal representation in UniSA's research community.

"A 2020 report by the Department of Education highlighted a significant gap in the representation and retention of Aboriginal Peoples in research training," she says.

"In part, this gap may be impacted by the financial resources of Aboriginal students, who are more likely to be from low socioeconomic and remote or regional backgrounds.

"The higher scholarship rate we now offer will better support our Aboriginal students to complete a Masters by Research or a PhD by negating some of the financial challenges individuals may face.

"UniSA is committed to strengthening our position as the University of Choice for Aboriginal Peoples, and this new scholarship is tangible evidence of our commitment to this goal."

UniSA awarded \$3 million for ARC Discovery projects

World-leading advances in measuring foetal blood flow, new virtual reality tools to foster innovative architecture, and a better understanding of chatbot technologies were among seven successful UniSA Discovery Grants commenced in 2022.

Details of the five-year projects are:

Professor Janna Morrison leads a \$686,263 project to measure blood flow from the umbilical cord to the foetal brain to understand how changes in oxygen delivery affect brain metabolism.

Professor Lester Rigney leads a \$367,168 study to better understand cultural diversity in schools so that curriculums can be adapted to reduce inequality.

Associate Professor Haolan Xu leads a \$405,000 project to develop a solar-thermal desalination system to simultaneously produce clean water and generate electricity.

Professor Anthony Elliott leads a \$423,799 investigation of how chatbot technologies can improve the retail and services sector and benefit the economy and society more generally.

Professor Jun Ma leads a \$210,000 project to develop nanomaterials encased in elastomers to improve composite manufacturing, particularly underwater monitoring of infrastructure and personalised health monitoring.

Professor Bruce Thomas leads a \$455,000 project to create new virtual reality tools to support free-form architectural concepts known as parametric design. Parametric tools are an emerging design technology but currently available only on traditional desktop computers. This project will allow designers to use VR instead.

Professor John Hayball is collaborating on a \$529,846 project led by Professor Krasimir Vasilev (Flinders University) to better understand how surface nanotopography affects inflammatory responses. Their findings are expected to provide a breakthrough in the next generation of biomaterials.

UniSA awarded \$5.2 million NHMRC Ideas Grants

Four UniSA researchers collectively won \$5.2 million in Federal Government funding to tackle some of the biggest health issues facing Australia today in projects commencing in 2022. The money will fund three-year research projects into glioblastoma, breast cancer, diabetic foot ulcers and multiple myeloma.

Dr Guillermo Gomez was awarded \$2 million to develop a new treatment for glioblastoma, the most aggressive form of brain cancer with a survival rate of just 15 months. Dr Gomez will apply cutting-edge technologies, including artificial intelligence, to identify how tumours reprogram healthy cells in the brain to support their growth.

Professor Yeesim Khew-Goodall is leading a \$1.1 million project to help younger women diagnosed with the most aggressive form of breast cancer to overcome chemotherapy resistance, improving their survival chances. Prof Yeesim Khew-Goodall will collaborate with University of Melbourne researchers to develop new, non-toxic drugs to fight triple negative breast cancer (TNBC).

Professor Allison Cowin will use her \$1.2 million grant to develop biochemical tools which can predict whether diabetic patients will develop chronic foot ulcers, which affect approximately 165 million people worldwide.

Professor Claudine Bonder has been awarded \$908,000 to develop better prognostic tools for more effective treatments for multiple myeloma, an incurable aggressive bone marrow cancer that arises from plasma cells.



Professor Allison Cowin will use her \$1.2 million NHMRC grant to develop biochemical tools to help prevent diabetic foot ulcers.



UniSA welcomed six new honorary doctors to the University community in 2021, including George Takei and Jimmy Barnes.

Iconic actor, rock legend and social activist among latest hon docs

UniSA welcomed six new honorary doctors to the University community, during graduation ceremonies in April and September.

Social entrepreneur and activist Ronni Kahn and property developer and business leader Shaun Bonétt were honoured during the University's April graduations, with musician Jimmy Barnes, actor and activist George Takei, artist Geoff Wilson, and businessman and philanthropist Andrew Pridham receiving the honour in September.

Ronnie Kahn AO founded the food rescue charity OzHarvest in 2004, and the organisation has become Australia's leading food rescue organisation, reducing food waste while supporting people facing food insecurity. The charity's innovative model has been shared globally and is now established in New Zealand, South Africa and the United Kingdom.

Shaun Bonétt founded the Precision Group in 1994 and remains principally responsible for the strategic direction of the company, which is now one of Australia's most successful private commercial property investment and management organisations.

Jimmy Barnes AO was born in Glasgow and raised in Elizabeth, and came to fame as the frontman for iconic group Cold Chisel, followed by a solo career that has taken in 20 albums, including a record 13 ARIA number ones, three autobiographical books and a film.

George Takei is a social justice activist, social media superstar, Grammy-nominated recording artist, New York Times bestselling author, and pioneering actor. He has appeared in more than 40 feature films and hundreds of television roles, most famously as Hikaru Sulu in Star Trek.

Geoff Wilson OAM is a South Australian artist, best known for his expertise in portraying landscapes. He is very influential in the arts community and has a deep knowledge of art and art history around the world.

Andrew Pridham AO is Group Vice Chairman of MA Financial Group. Adelaide-born and UniSA educated, Andrew went on to be appointed by global investment bank UBS as Managing Director and Head of Investment Banking Australasia before turning 30. Andrew joined the Sydney Swans Board in 2002, and assumed the role of chairman in December 2013. In October 2016, a \$5 million gift from the Pridham Foundation was made to UniSA to support the construction of its Great Hall – now called Pridham Hall. Andrew's gift was the largest single private donation made in UniSA's history.

A stunning look inside UniSA's research and teaching

Now in its eighth year, the winners and finalists of UniSA's Images of Research and Teaching competition have again captured the diversity of research and academic activities taking place across the University.

Winners in the Research category:

First prize: *Lightbulb moment* by **Associate Professor Craig Styan**, Program Director: Environmental Science and Geospatial Science, UniSA STEM. "After decades of diving around Australia, I have a pretty good idea of what's normally found where underwater," Prof Styan says. "However, this Ascidian (or 'seasquirt') was definitely out of place – not something I'd ever seen here before. Whether the species now invades more pristine areas outside of marinas here is uncertain, but if it does, it could cause significant ecological and economic harm across southern Australia."

Second prize: *Making a splash with nanomedicine* by **Dr Paul Joyce**, UniSA Clinical and Health Sciences. "Nanomedicine, like all science, is an art form," Dr Joyce says. "In our lab, we are attempting to perfect the synthesis of tiny particles for the treatment of a range of diseases, including cancer, obesity, COVID-19 and other chronic infections. By mastering this art form, we have the potential to 'make a splash'

in the healthcare system by improving clinical outcomes and eradicating disease."

Third prize: *Illuminating cellular lipids in space* by **Dr Ian Johnson**, Research Fellow, UniSA Clinical and Health Sciences. "Ever advancing human ingenuity and technology reveal things about the universe we never imagined we would discover," Dr Johnson says. "Imaged here is a composite of the Milky Way, 'illuminated' through ever-improving imaging technology, with the surrounding stars blended with micrographs of fluorescent lipid droplets within cells exposed to simulated microgravity that attempts to replicate spaceflight."

Winners in the Teaching category:

First prize: *Drawing head and neck* by **Dr Arjun Burlakoti**, Lecturer in Anatomy (Neuroanatomy), UniSA Allied Health and Human Performance. "Learning the muscles of mastication, facial expression, and the neck and the blood vessels of the neck, might be challenging and time consuming," Dr Burlakoti says. "In this artwork, I have illustrated the anatomical structures accurately on our Anatomy Lab officer Candice Grubb using simple painting materials."

Second prize: *Virtual worlds* by **Harrison Buckland-Crook**, Bachelor of Creative Industries, UniSA Creative. "This video is an excerpt of a walkthrough of a

game level taken from a hypothetical title named 'CyberNoire', a neo-noir detective game where the latest crime to hit breaking news is by a sentient android, who has committed a murder out of rage, in a case of unrequited love for a human," Buckland-Crook says. "My aim was to provide an insight into what game developers see, and how a game looks behind the scenes."

Third prize: *The rock readers*, by **Professor Tom Raimondo**, Professor in Geology and Geochemistry, UniSA STEM. "The story of Earth is written in stone," Prof Raimondo says. "To a geologist, elements are the letters, minerals are the words and rocks are the sentences that tell the story of 4.5 billion years of history beneath our feet. So to every new student of geology, there are fascinating secrets of deep time to be discovered by learning how to become a Rock Reader. This photo shows me, with students Jan Varga and Alex van Leeuwen, in the Harts Range, central Australia, catching up on a ripping rock yarn in the company of the bushman's best friend (flies of course!)"

Winner in the People's Choice category

Virtual Worlds by UniSA Creative's **Harrison Buckland-Crook** won the 2022 Images of Research and Teaching People's Choice competition, in addition to second place in the Teaching category (see above).



2022 Images of Research Winner, *Lightbulb moment*, Associate Professor Craig Styan, UniSA STEM.

UniSA's new Enterprise Hub is located in a historical building in Adelaide's Light Square.

Precincts & Communities





UniSA Vice Chancellor Professor David Lloyd and actor George Takei at the official dedication of the site for the physical Enterprise Hub.

Virtual launch and physical site dedication for UniSA's Enterprise Hub

2022 saw the launch of the virtual component of our Enterprise Hub, in a major restructure of UniSA's industry engagement process.

The Enterprise Hub is a new public-facing entity aimed at providing businesses, communities, and organisations access to the full range of UniSA's services, and the online component went live in mid-2022.

In September 2022, iconic actor George Takei joined UniSA for the official dedication of the site for the physical Enterprise Hub, planting a time capsule with Vice Chancellor Professor David Lloyd.

The physical entity of the Hub will be housed in the heritage listed Goldsborough Mort building at 9-19 Light Square. The landmark building – perhaps better known to many as the former Night Train Theatre Restaurant or Le Rox nightclub – has changed hands and fortunes many times since it was commissioned in 1910 for stock agents Messrs Bagot, Shakes & Lewis.

UniSA Deputy Vice Chancellor: Research and Enterprise, Professor Marnie Hughes-Warrington says this makes it a great fit for the Enterprise Hub.

"This is the perfect building for UniSA, because it's never stood still – it's been all kinds of things," Prof Hughes-Warrington says. "The word 'curriculum' means river, and universities don't stand still either."

The physical Enterprise Hub was opened to the public in March 2023.



UniSA Multicultural Festival returns in 2022

With the end of Australia's Covid-related travel restrictions in 2022, UniSA was delighted to welcome back many international students throughout the course of the year.

The contribution of our international students to the University community was celebrated in August at UniSA's annual Multicultural Festival, which was back after a hiatus during the pandemic period.

Held at both the City West campus and Mawson Lakes campus, the event featured a welcome to country by Kuma Kaaru, USASA Clubs representing an

array of countries and a henna stall providing beautiful artwork.

The event also featured performances from Sabor a Cuba, Sun of Africa, Chonkai Colombian Folkloric dancers and La Bomba Dancers.

Wirringka Student Services Study Centre Mount Gambier

UniSA's Mount Gambier campus opened a Wirringka Study Centre in early 2022. Wirringka Study Centres offer UniSA's students a friendly, comfortable and supportive place to study.

Planning for a study centre on on the Mount Gambier Campus was undertaken in 2021, with the centre

available for student use by the beginning of the 2022 academic year. Establishing the centre at the Mount Gambier Campus has meant all UniSA campuses now have a Wirringka Study Centre.

During 2022 planning and construction of UniSA's first Yarning Circle (Nyina Ba Kalawa) to be located at the Mount Gambier Campus was undertaken, with completion in early 2023.

The Wirringka Study Centre and the Yarning Circle were officially launched in conjunction with the Mount Gambier Campus Graduation in April 2023.



Kurru Kari (Turning Circle), the Kaurua seasonal touchscreens developed with Karl Winda Telfer and Monkeystack won an Australian Museums and Galleries Association award.

MOD. wins a host of national awards

UniSA's MOD. took home three awards and a high commendation at the 2022 Australian Museums and Galleries Association National Conference.

MOD. Director Dr Kristin Alford says the awards highlight MOD's success in delivering engaging experiences across different formats, ranging from permanent installations to virtual exhibitions.

"This is the first time we've been recognised as category winners," she says.

"We are thrilled with this significant achievement, which emphasises the variety of ways we have been able to develop exhibits that really connect with audiences in person and online."

MOD. was recognised in the following categories:

Winner: Permanent Exhibition or Gallery Fitout (Level 2 Project Budget) for Kurru Kari (Turning Circle) – The Kaurua seasonal touchscreens developed with Karl Winda Telfer and Monkeystack.

Winner: Indigenous Project (Level 1 Project Budget) for Reflect – the light and shade of a long story – Part of the Invisibility exhibition.

Winner: Virtual Tour or Exhibition (Level A) for Up Close – an online exhibition developed with Morgan Martin-Skerm from Lightbulb Digital.

Highly Commended: Temporary or Travelling Exhibition (Level 4 Project Budget) for Invisibility.

Invisibility at MOD.

Running from February to November 2022, the Invisibility exhibition from MOD. pulled back the curtain on the parts of the world we don't normally see, inviting visitors to explore what becomes visible when we start paying attention.



Invisibility featured interactive exhibits on topics ranging from climate change and lessons from Country, through to data privacy and Australia's foster care system.

Director of MOD, Dr Kristin Alford says the exhibition was designed to spark conversations about four overarching questions – who is visible, what do we overlook, how do we perceive the invisible, and who controls what is visible?

"We took inspiration for *Invisibility* from topics that were important to our audience – it turns out people have a lot to say when they pause to consider things they don't normally

see," Dr Alford says. "Some people were really conscious about the digital footprints they leave behind. Some were concerned about invisible disabilities.

"Others were anxious about the once invisible changes of climate change that are now making themselves more seen."

Dr Alford says climate change – a largely invisible global challenge where many of the effects won't be witnessed until it's too late – was a central theme across several exhibits.

"The interactive installation 'Time Reveals the Unseen' in the Museum's

main Universal gallery revealed the extent of human impact on the planet," Dr Alford says. "Visitors were confronted with floor-to-ceiling images, developed by artist Yandell Walton, that exposed environmental issues such as melting ice caps, coral bleaching, and ocean pollution.

"While the latest climate change science shows that things are looking pretty dire, our exhibits also demonstrated that we each have a part to play. I hope visitors left MOD, feeling inspired to consider the changes they can make before it's too late."



The Samstag Museum of Art 2022 exhibitions

In 2022 UniSA's Samstag Museum of Art presented three ambitious seasons that brought together work by national and international artists that responded to global issues, local conditions, and drew on deep and sustained research.

Samstag's Autumn season featured two spellbinding works by internationally celebrated artist Isaac Julien, an acclaimed UK artist and filmmaker with career links to Australia, presented concurrently for the 2022 Adelaide and Perth Festivals.

The Autumn season also featured new work by Helen Fuller with exhibition design by Khai Liew. Developed for the Adelaide Festival, Fuller's new body of work featured a series of hand-built terracotta objects exploring

connections to geological and social time, and the object as a cultural and anthropological artefact.

Samsag's second 2022 season was named the 2022 Kudlila Season, and was the first Samstag annual program to be aligned to Kaurna season names. Kudlila is the wet season, when the earth is washed and the northwest winds blow. We extend our sincere thanks to the Kaurna Warra Karrpanthi for giving Samstag consent to identify our programs by these Kaurna season names.

The Kudlila season featured *Centre of the Centre*, a major new commission by Australian-born, Paris-based contemporary artist Mel O'Callaghan that traces the origins of life and its regenerative forces, iterated through video, performance, and sculpture.

In a live event to support the exhibition, musicians from Chamber Music Adelaide interpreted the score of *Centre of the Centre* while performers enacted *Respire, Respire* – the breathing component of the exhibition.

The Kudlila season also featured a new body of large-scale copper objects called *Flowers of the Sea* by Julie Blyfield, a South Australian metal artist with a practice spanning 35 years. By researching, photographing, and sketching marine algae, Blyfield gained an understanding of each of the specimens, which were the inspiration for the fifteen works commissioned and presented by Samstag for the 2022 SALA Festival.

Samstag's Wirltuti Season featured the exhibition *Soda Jerk: Open Sauce*. An exhibition of 20 years of cutting-



edge contemporary moving image art by artistic duo Soda Jerk, *Open Sauce* included the world premiere of *Hello Dankness*, a new commission by Samstag in partnership with the Adelaide Film Festival.

Performance based events at Samstag in 2022 included *On the Terrace*, a welcoming and accessible Chamber Music Adelaide festival, featuring performances by some of Adelaide's most experienced chamber musicians, rising stars and special guests.

The gallery also hosted the durational performance *Dirt*, which is the final part of a trilogy of endurance-based works by dancer and choreographer Daniel Jaber, featuring dance collaborator Zoe Dunwoodie.

Anne & Gordon Samstag International Visual Arts Scholarships

Inneke Taalman, Lauren Burrow and Sam Mountford were announced as the latest Anne & Gordon Samstag International Visual Arts Scholarship recipients.

Each artist will receive a scholarship that provides institutional fees for one academic year of study, a \$70,000 tax-free allowance, and travel expenses to a leading international art school of their choice.

The scholarship recipients are all early career artists, and Erica Green, Director of the Samstag Museum of Art, says the scholarships will provide a fantastic opportunity for them each to grow their careers.

"The annual scholarships enable Australian artists to develop their artistic capacities and skills outside Australia through a dedicated period of practice-based learning," Green says. "We know from experience that it is a life-changing professional opportunity."

Lauren Burrow creates installations that investigate the ephemeral nature of how things come into being and reveal the agency of matter itself.

Sam Mountford's work explores narrative practices and the porous and interchangeable relationship between our lived bodily experience and the physicality of the environments that we live in.

Inneke Taalman's work speaks to ideas of the body at work, both artistic and non-artistic, revealing the editing processes that impact the gestures of our physical bodies in space.

The Bob Hawke Prime Ministerial Centre

Notable lectures and events presented by The Bob Hawke Prime Ministerial Centre during the year included:

23rd Annual Hawke Lecture: Nobel Laureate Professor Peter Doherty AC

The Bob Hawke Prime Ministerial Centre offers the Annual Hawke Lecture in this spirit, as an opportunity to listen to the views of someone whose experience of human affairs is notable, and whose concerns about our world are truly worthy of consideration.

In 2022, we proudly presented Nobel Laureate Professor Peter Doherty AC, discussing the role of medical research and science-based policymaking during a pandemic.

As the COVID-19 pandemic unfolded, citizens and governments around the world suddenly became acutely dependent on the capacity of scientists to understand and recommend appropriate public health policy responses to the disease.

Professor Peter Doherty provided a fascinating glimpse into how health experts have worked with governments to control and manage the challenge. He also turned his mind to what we can hope for in the months and years ahead, considering even larger questions about the pivotal role of science in our lives.

Not Now, Not Ever: Ten Years on from the Misogyny Speech

On 9 October 2012, Prime Minister Julia Gillard stood up and proceeded to make all present in Parliament House that day pay attention

The incisive 'misogyny speech', as her words came to be known, challenged not only Leader of the Opposition, Tony Abbott, on his words and actions but, over time, all of us. How had we come to condone the public and private behaviours of some very public men?

In conversation with Julia Lester, Julia Gillard discussed her latest book, *Not Now, Not Ever: Ten Years on from the Misogyny Speech*. The book includes contributions from Mary Beard, Jess Hill, Jennifer Palmieri, Katharine Murphy and members of the Global Institute

for Women's Leadership. Julia Gillard explored the history and culture of misogyny, tools in the patriarchy's toolbox, intersectionality, and gender and misogyny in the media and politics.

An Evening With George Takei

George Takei is a social justice activist, social media superstar, Grammy-nominated recording artist, New York Times bestselling author, and pioneering actor. He has appeared in more than 40 feature films and hundreds of television roles, most famously as Hikaru Sulu in *Star Trek*.

At this event, he took the audience through his rise to celebrity as a sci-fi icon, his remarkable journey as social media mega-power, and his passionate fight for LGBTQIA rights and marriage equality in America empowering others to beat the odds and make a difference.

Unisa Nelson Mandela Lecture delivered by Craig Foster AM

The Unisa Nelson Mandela Lecture series promotes the fundamental rights and freedoms of individuals and the value of truth and reconciliation in life and public affairs. The series was established in 2008 to honour the late Nelson Mandela, who served as the Hawke Centre's First International Patron (2001-2013).

Craig Foster AM, former Socceroos captain and now human rights advocate presented the Unisa Nelson Mandela Lecture in 2022.

Foster suggested that, despite calls of 'togetherness' and 'shared humanity', of the 'interconnectedness' of everyone in society in Australia and around the world during the height of COVID-19, the pandemic uncovered staggering inequality.

A Yarn With Djon Mundine OAM FAHA and Dr Tyson Yunkaporta

Two prominent Aboriginal thought leaders joined Unisa this year as part of a new Visiting Research Fellowship scheme. Curator, artist and activist, Djon Mundine OAM FAHA, and author, researcher and arts critic, Dr Tyson Yunkaporta, were named the inaugural Pirku murititya Unisa Visiting Research Fellows – a donor co-sponsored program.

In this yarn, facilitated by Unisa's Professor Lester-Irabinna Rigney AM, the Pirku murititya Unisa Visiting Research Fellows shared their wealth of experience and expertise in their respective fields.

Essays That Got the World Talking

2022: *Reckoning with Power and Privilege* is a collection of *The Conversation's* most insightful essays from leading thinkers about this year's momentous events.

Political scientist and journalist Associate Professor Andrea Carson, Business and Economy Editor of *The Conversation* Peter Martin AM, and Dean of Programs at Unisa Justice and Society Professor Deirdre Tedmanson joined *The Conversation's* editor, Misha Ketchell to discuss essays from the collection.

The event explored the potent forces that continue to shape our world and how those with the privilege of power don't always prevail with.

So, You Want To Live Younger Longer?

Many of us dream of staying as young as possible as long as possible whether we're in our 30s, 40s, 70s or even 80s, and there's a growing conga line of products and people offering you just that dream. The dilemma is, which of the pills, mental and physical exercise programs, diets and superfoods actually work? Some of them do help to keep us young, healthy and living longer, others may work when the researchers get the potions right and some are a downright waste of money.

So how do you know what and who to trust? That's the journey that Dr Norman Swan took the audience on in his new book *So You Want to Live Younger Longer?* Drawing from the book, at this event Norman disentangled our 'Book of Life' – the genes we're born with and what we subject them to later on – and showed that in the search for youth, genes matter much less than you'd think for most of us.



Nobel Laureate Professor Peter Doherty AC delivered the 23rd Annual Hawke Lecture.

The Avoidable War: The Hon Kevin Rudd AC In-Conversation With The Hon Mike Rann AC CNZM

The Hon Kevin Rudd, the former Prime Minister of Australia, and internationally respected diplomat and China-watcher, offered a chilling vision of what a superpower conflict in Australia's region might look like, and proposes a way forward to avoid it. In this presentation, Kevin Rudd discussed ideas from his book *The Avoidable War*, followed by a conversation with The Hon Mike Rann AC CNZM.

2022 UniSA 3MT Grand Final

Three Minute Thesis (3MT®) is an international competition celebrating the research undertaken by PhD candidates. Competing for a chance to represent the University of South Australia in the 2022 Asia-Pacific 3MT Competition, seven aspiring finalists, representing each UniSA Academic Unit, communicated their research using one slide, and non-technical language in just three minutes.

Good International Citizenship: The Case For Decency

Why should Australia care about poverty, human rights atrocities, environmental catastrophes, weapons proliferation or any other problems afflicting faraway countries, when they don't have any direct or immediate impact on us? Former foreign minister, Professor the Hon Gareth Evans AC QC FASSA FAIIA, has the answer.

Drawing from his new book, *Good International Citizenship: The Case For Decency*, at this event Prof Evans examined the four key benchmarks in assessing a country's record as a good international citizen: its foreign aid generosity; its response to human rights violations; its reaction to conflict, mass atrocities, and the refugee flows in their aftermath; and its contribution to addressing the global existential threats posed by climate change, pandemics and nuclear war. Measured against them, Australia's overall record has been patchy at best, lamentable at worst, and is presently embarrassingly poor.

Exhibitions at The Bob Hawke Prime Ministerial Centre

- Hawke Archives, with the Bob Hawke Prime Ministerial Library
- Match Tournament 2022, with Match Studio, UniSA Creative
- C-IDEA Design Award, with UniSA Creative
- August in Kabul, a photographic exhibition with Andrew Quilty
- Timeless, curated by Elyas Alavi and presented as part of SALA Festival
- Adaptation, presented with Neami National
- My Story, My Way, presented with the Australian Refugee Association
- Watandar | My Countryman, presented as part of SA History Festival
- SANAA, presented with Sanaa Ink and presented as part of the Adelaide Fringe



Governance & Management



Council Members



Top, from left to right: Mr Jim Hazel, Mr Michael Abbott AO QC, the Hon John Hill; third row: Ms Nicole Rantanen Reynolds, Ms Mary Patetsos AM, Ms Vanessa Matthews; second row: Mr Bill Muirhead AO, Mr Jim Whalley, Mr Isaac Solomon; front row: Ms Riya Kaur Bhaizada, Professor Deirdre Tedmans, Ms Pauline Carr. Inset top: Professor David Lloyd, Dr Kit MacFarlane.

Ms Pauline Carr, FAICD, FGIA FCG(CS,CGP), MBA, BEc; Chancellor, Member appointed by Council

Originally an accountant, South Australian born Pauline Carr is a professional non-executive Director who has built a 35-plus year career bringing her executive experience, business improvement, governance, compliance and risk management consultancy services to a range of companies in the resources, construction, superannuation, education, retail and community health care sectors.

She was invited onto UniSA's Council in 2010 and was appointed Chancellor in August 2018. Prior to being appointed as Chancellor she was Chair of the Council's Audit and Risk Committee (2011–2018) and a member of both its

Finance and the Senior Remuneration committees. She currently chairs the Council's Senior Remuneration Committee and the Governance and Nominations Committee.

A graduate of ANU, Pauline has a degree in economics and an MBA. As a graduate she joined an international resources company where she worked as a financial analyst, accountant, internal auditor and in government and community relations. Some years later Pauline returned to Adelaide to a divisional accounting leadership role with Normandy Mining Limited. She assumed increasing responsibilities for a range of areas and became a member of its executive team and was an integral part of the company's growth and international expansion through mergers and acquisitions.

She took an executive role with Newmont Mining Asia Pacific (part of Newmont Mining Corporation) the world's largest gold miner, following its merger with Normandy.

In addition to being Chancellor, Pauline's current board positions include chairing the board of Adelaide headquartered National Pharmacies and being a non-executive director of ASX-listed companies, Highfield Resources Limited and Australian Rare Earths Limited.

During her career Pauline has also held advisory and leadership roles with industry and government bodies including the Governance Institute of Australia (formerly Chartered Secretaries Australia) and most recently chaired the SA Government's Mining and Energy Advisory Council.

**Professor David Lloyd CCHEM,
FRSC, FTSE, PhD, MA, BSc(Hons);
Vice Chancellor and President**

David Lloyd was appointed to the University of South Australia as Vice Chancellor and President in 2012. A Dublin-born and educated chemist who specialises in computer-aided drug design, Professor Lloyd has re-focused institutional culture to position UniSA as Australia's University of Enterprise and to shape its activities to better meet the challenges of the 21st century. Professor Lloyd was a member of the South Australia Economic Development Board (EDB) from 2014 to 2018. A past Chair of the Australian Technology Network group of technology-focused universities, he is now Deputy Chair of Universities Australia, the peak body representing the university sector, where he is the lead Vice-Chancellor: Indigenous, having served as lead Vice-Chancellor for research and innovation for four years. He was previously appointed to the Australian Research Council's (ARC) Advisory Council to provide advice to the ARC on key research policy issues, to lend independent strategic guidance and experience that will strengthen the ARC's ability to support research and innovation in Australia. He is also Chair of the Committee for Adelaide which is dedicated to meeting 21st century challenges and opportunities.

Before joining the University of South Australia, Professor Lloyd was Vice-president for Research and later Bursar and Director of Strategic Innovation at Trinity College Dublin. Professor Lloyd was Chair of the Irish Research Council and prior to academia, worked in the pharmaceutical industry in the UK. He holds an honorary Professorship from Tianjin University, is a Fellow of the Royal Society of Chemistry and a Fellow of the Australian Academy of Technology and Engineering. Professor Lloyd qualified with a Bachelor of Science (Honours) in Applied Chemistry and a PhD in Medicinal Organic Chemistry from Dublin City University. He additionally holds an MA (j.o.) from Trinity College and an Honorary Doctorate from the late Sir Terry Pratchett's Unseen University.

**Hon John Hill FAICD, LLB,
DipEd, BA; Deputy Chancellor;
Member appointed by Council**

John Hill's Parliamentary career began in 1997. He served in a number of ministerial roles – including Minister for Environment and Conservation (2002–2006), Minister for Health (2005–2013) and assistant Minister and Minister for the Arts (2002–2013). John retired from the Cabinet in 2013 and Parliament in 2014 and is a member of various boards – including: ACH Group, Bellberry Ltd, and Private Healthcare Australia.

John was appointed as Deputy Chancellor in December 2018.

**Mr James (Jim) Hazel,
FAICD, SF Fin, BEc; Pro Chancellor;
Member appointed by Council**

Jim Hazel holds a number of non-executive board positions, following an extensive national and international career in banking and investment banking. He is a director of ASX listed companies Bendigo & Adelaide Bank Limited and Ingenia Communities Group (Chairman). He is also a director of COTA Australia Limited, as well as Chair of the Precision Group and the Barossa Hills Fleurieu Local Health Network.

His past board experience is extensive, and he has regularly chaired board committees in the areas of audit, risk, finance, credit, governance and remuneration.

Jim was appointed as Pro Chancellor in December 2018.

**Mr Michael Abbott AO KC, LLB;
Member appointed by Council**

Michael Abbott graduated with a Bachelor of Laws degree from the University of Adelaide in 1964 and in 1966 was admitted to practice as a Barrister and Solicitor of the Supreme Court of South Australia. He has appeared in the High Court and in the Supreme Courts of all States and Territories of Australia and was appointed as Queens Counsel in South Australia in 1984. He has held the position of Chairman of the Legal Services Commission of South Australia. The Bar Association of South Australia, the Criminal Law Committee of the Law Society of South Australia and acted as Human Rights Observer for the Law Council of Australia.

Michael was subsequently awarded an AO (Officer of the Order Of Australia) for his services to the law, the arts and international relations, particularly international cultural relations.

Michael is an enthusiastic promoter of increased cultural contacts between Australia, particularly South Australia and India, Asia and South East Asia. Michael believes that increased cultural contact will not only lead to increased trade but will benefit South Australian society in every way.

**Ms Mary Patetsos AM;
Member appointed by Council**

A passionate South Australian with strong national and global networks Mary is a professional non-Executive Board Director. Her extensive experience across the private, government and not-for-profit sectors has resulted in expertise in governance, strategy, stakeholder engagement and leadership. Mary's leadership and skills in public policy and governance are linked with knowledge and experience in corporate and commercial enterprise. Mary holds a range of Chair and board positions including Chair of FECCA (Federation of Ethnic Communities Council of Australia), Chair of the private sector Aged Care provider, ACH Group and South Australian Housing Trust Board Management, also Chair, St John Ambulance South Australia Inc, Board Director Northern Area Local Health Network - NALHN, SA Health, Board Director Consumer Health Forum, Council Member - National Aged Care Advisory Council, Board Director, CANDO for Kids, Board Director Glenelg Community Hospital, Member of the National Aged Care Alliance and Member, National Aged Care Quality Commission Advisory Committee. She is also the Chair of Audit, Risk and Finance Committees and Chair of Clinical Governance at NALHN. In 2023 Mary became a Member of the General Division of the Order of Australia, for her contribution in the field of aged care and commitment to advancing multicultural Australia.

**Mr Jim Whalley AO MBA, BSc;
Member appointed by Council**

Jim is Deputy Chair, Executive Director and co-founder of Nova Group.

He is a former air force fighter pilot and test pilot and a graduate of the Royal Air Force Empire Test Pilots' School. Among other qualifications, he holds a Master of Business Administration, a science degree majoring in physics and has completed the Harvard Business School OPM Executive Education Program. Jim is active in several business forums including the Australian Naval Infrastructure and AROSE Board member a member of the Sir Ross and Keith Smith Fund Advisory Committee.

Former roles have included South Australia's inaugural chief entrepreneur Chair of the SA, Defence Industry Association, the Defence Teaming Centre, Deputy Chair of the Repatriation Foundation and member of the Australian Industry Group Defence Council, Former Director of the Adelaide Festival of Arts, and Board member of AmCham.

He retains a strong personal interest in aviation as a civilian pilot and flies, flight tests and displays a range of antique, warbird and experimental aircraft and helicopters in his spare time.

**Professor Caroline McMillen AO,
DPhil (Oxon), MB, BChir (Cambridge)
BA(Hons) (Oxon); Member appointed
by Council**

Professor Caroline McMillen commenced in the role as Chief Scientist for South Australia in October 2018 after serving as Vice-Chancellor of the University of Newcastle for seven years from 2011. She is a Fellow of the Australian Academy of Health and Medical Sciences, a Fellow of the Royal Society of New South Wales and a Bragg Member of the Royal Institution, Australia. She holds a BA (Honours) and Doctor of Philosophy from the University of Oxford, and completed her medical training graduating with an MB, BChir from the University of Cambridge. She has served in academic leadership positions at Monash University, the University of Adelaide and at the University of South Australia where she held the role of Deputy Vice Chancellor: Research and Innovation, prior to her move to Newcastle.

Professor McMillen's research focuses on the role of the environment in early development in determining the metabolic and cardiovascular health of the offspring in later life. Her research group was funded for two decades by both the ARC and the NHMRC, she was a member of the PMSEIC Working Group on Aboriginal and Torres Strait Islander health focusing on maternal, foetal and post-natal health, and she has been a chair and member of international and national research policy, review and assessment panels. Throughout her career she has been committed to building collaborations between universities, government, industry and communities which deliver a positive impact on the economic, social and cultural health of Australia. She was honoured at the end of her term as Vice-Chancellor, being presented with the Key to the City of Newcastle by the Lord Mayor of Newcastle.

**Mr Ian Smith AM;
Member appointed by Council**

Mr Ian Smith is the founding partner of corporate and political advisory firm Bespoke Approach. He is Senior Adviser to Albright Stonebridge Group, a Washington-based strategy consultancy. Ian is involved in refugee advocacy, chairing Barefoot to Boots, a charity assisting refugee camps and their host communities, and a director of Community Refugee Sponsorship Australia. He is a Director of Developing East Arnhem Limited, assisting the remote region's economic development. Ian is the United Kingdom's Honorary Consul for South Australia and the Deputy Chair of Prince's Trust Australia, founded by his Royal Highness The Prince of Wales. He became a Member of the Order of Australia (AM) in June 2018.

**Ms Nicolle Rantanen Reynolds,
FCPA, FAICD, FTIA MBA, M
Commercial Law, BCom;
Member appointed by Council**

Nicolle is an experienced Non-Executive Director of public unlisted companies and various strategic boards. Nicolle is a member of the Credit Union SA Board (Audit Committee Chair), The Grange Golf Club (Vice President and Finance Committee Chair), Cancer Council SA (Finance and Audit Committee Chair), Australian

Institute of Company Directors SA/NT Councillor and a member of various Government and Local Government Audit and Finance Committees.

She holds a Masters in Commercial Law, an MBA and is a Fellow of the Australian Society of CPAs, Fellow of the Australian Institute of Company Directors and Fellow of the Taxation Institute of Australia. Nicolle also holds a Bachelor of Commerce.

Nicolle is the South Australian Public Trustee and manages over 200 staff with responsibilities including corporate strategy, financial management and investment of over \$1.3billion. Prior to this she was the Chief Operating Officer of the South Australian Department of Treasury and Finance.

**Professor Vicki Waye, PhD, LLM,
GradDip Legal Practice, LLB(Hons);
Chair of Academic Board**

Professor Vicki Waye is the Dean of Law, UniSA Justice & Society from April 2020 and prior to this was a Foundation Professor of Law at the School of Law, and from 2010 – 2015 was the Dean of Teaching and Learning at the University of South Australia Business School (incorporating Business and Law). Professor Waye holds a Bachelor of Laws (LLB, Hons), a Graduate Diploma of Legal Practice, a Master of Laws (LLM) and a PhD from the University of Sydney. She is a member of the Judicial Development Committee (SA), which provides professional development programs for judges and magistrates of the South Australian Courts, a member of Council of the Law Society of South Australia and the Law Council of Australia, and a member of the executive of the Australasian branch of the International Wine Lawyers Association.

Professor Waye's teaching expertise includes Arbitration Law (both national and international), Evidence and Procedure, Corporate Law, Contract Law and Wine Law. Throughout her teaching career, Professor Waye has demonstrated her commitment to effective student-centred learning and applying innovative teaching methodologies. Professor Waye has a prodigious and varied research record, reflecting the globalized state of commerce and the legal profession, and incorporating international and comparative elements.

However, Professor Waye focuses on two main fields – firstly, systems of justice, including ways that access to justice is affected by matters such as litigation funding and mechanisms of collective redress, and secondly, the global food and wine trade. Professor Waye has published over 50 academic and legal journal articles and book chapters and presented her research to conferences in Australia and overseas.

Mr Bill Muirhead AO; Member appointed by Council

Bill Muirhead is a Founder and Executive Director of the new Communications Company Act III. Prior to this, he was a Founder and Executive Director of M&C Saatchi.

From 2007 to 2021 Bill was the Agent General for the Government of South Australia. He has been a Director of The Australia Day Foundation since it was formed in 2003.

Bill began his advertising career with Ogilvy and Mather before joining Saatchi & Saatchi. He became Worldwide Chief Executive and President in 1988 based in New York. When Bill returned to London in 1995, he co-founded M&C Saatchi.

In 2011 Bill founded the South Australian Club, an international community of people with an active interest in South Australia through business, politics, academia, media and the arts. In 2023 Bill became an Officer in the General Division of the Order of Australia, for distinguished service to the business sector, to the community of South Australia, and to international relations. He has also been involved in the Mentor Me programme in South Australia, an initiative to help young Britons to develop useful skills and to find employment.

Mr Ayrton Hogan; USASA Postgraduate Student Representative

Ayrton Hogan is a Master of Business Administration student and the USASA Postgraduate Representative in 2022 at the University of South Australia.

Ayrton holds a Bachelor of Creative Technology in Sound Engineering and a Master of Clinical Audiology. He has worked in the hearing care industry for more than a decade with experience including clinical practice, regional and global commercial roles for a hearing aid manufacturer, and as a consultant for Hearing Australia and the World Health Organization.

Ayrton currently works for Cochlear Ltd as a Global Product Manager for Sound Processors and Connectivity. Ayrton holds a keen interest in governance and leadership, and is passionate about empowering people to realise better outcomes for themselves, advocating for education's fundamental role in empowerment.

Mr Isaac Solomon; USASA President, Student Representative

Isaac Solomon is a Bachelor of Laws/ Bachelor of Arts (History) student and the University of South Australia Student Association (USASA) President in 2023. He brings a broad range of governance experience from working across both State and local government. Isaac is currently a Councillor for the Town of Gawler and has previously been involved in a range of community advocacy forums.

Isaac has a passion for sport, playing and coaching soccer for a number of years, including coaching for the UniSA Soccer Club. He also has a strong love of the arts and acting, having previously worked in professional film and theatre productions.

Isaac started at the University of South Australia in 2020 and aims to become a lawyer upon completing his studies.

Dr Kit MacFarlane, PhD, BA(Hons), DiplLang; Academic Staff Member

Kit MacFarlane is a lecturer in Creative Writing and Literature in UniSA Creative. He holds a Bachelor of Arts (Honours) and a Diploma in Language from Flinders University and a PhD from La Trobe University. Kit's writing and research interests lie in media and pop culture history and include regular publication in these areas. As a Teaching Academic, Kit has a strong belief in the transformative role of tertiary education, the vital roles that teaching and research play in a university, and the importance of universities serving the public good.

Ms Vanessa Matthews; Professional Staff Member

Vanessa is the University's Students and Research Registrar and has extensive experience in student and academic services, human resource management, and customer service. Vanessa has a passion for supporting the academic and research success of UniSA's students, and currently leads a large student services portfolio, including scholarships, student services and support, coursework and research student administration, student reporting and systems, and graduations and records. Vanessa has worked for the University for 20 years, and holds a Master of Human Resource Management and a Bachelor of Arts.

The Council farewellled and thanked Council Members whose terms concluded at the end of 2022: Professor Caroline McMillen AO, Professor Vicki Waye and Mr Ayrton Hogan.

End of term Council members

The Council farewellled and thanked Council Members whose terms concluded at the end of 2022: Professor Caroline McMillen AO, Professor Vicki Waye and Mr Ayrton Hogan.

Enterprise Leadership Team



Professor David Lloyd

**Professor David Lloyd CCHEM, FRSC, FTSE, PhD, MA, BSc (Hons)
Vice Chancellor and President**

A Dublin-born and educated chemist, who specialises in computer-aided drug design, Professor Lloyd has re-focused institutional culture to position UniSA as Australia's university of enterprise and to shape its activities to better meet the challenges of the 21st century.


Professor Lloyd was a member of the South Australian Economic Development Board (EDB) from 2014–2018. A past Chair of the Australian Technology Network group of technology-focused universities, he now sits on the board of Universities Australia, the peak body representing the university sector where he is now Deputy Chair.

He was also recently appointed to the Australian Research Council's (ARC) Advisory Council to provide advice to the ARC on key research policy issues, to lend independent strategic guidance and experience that will strengthen the ARC's ability to support research and innovation in Australia.

Before joining the University of South Australia, Professor Lloyd was Vice-President for Research and later Bursar and Director of Strategic Innovation at Trinity College Dublin. Professor Lloyd was Chair of the Irish Research Council and prior to academia, worked in the pharmaceutical industry in the UK.

He holds an honorary Professorship from Tianjin University and is a Fellow of the Royal Society of Chemistry and a Fellow of the Australian Academy of Technology and Engineering. He is also Chair of the Committee for Adelaide, formed to meet 21st century challenges and opportunities.

Professor Lloyd qualified with a Bachelor of Science (Honours) in Applied Chemistry and a PhD in Medicinal Organic Chemistry from Dublin City University. He additionally holds an MA (j.o.) from Trinity College and an Honorary Doctorate from the late Sir Terry Pratchett's Unseen University.



Professor Joanne Cys

**Professor Joanne Cys LFDIA, Hon FRAIA, PhD, MArch, BA (IntDes), BA
Provost and Chief Academic Officer**

Professor Joanne Cys LFDIA, Hon FRAIA, is Provost & Chief Academic Officer at the University of South Australia. As Provost, Joanne is responsible for enhancing UniSA's educational offerings, providing an outstanding student experience, and planning and development of the University's academic programs.

Under her portfolio, Joanne oversees the priorities of program quality and curriculum innovation, academic workforce, teaching and learning experience and graduate outcomes.

Joanne has extensive academic leadership experience and has held previous positions as Executive Dean, Pro Vice Chancellor, Head of School, and Dean: Academic. She has also been Deputy Chair of UniSA Academic Board.

In her field of design, Joanne's research focuses on the disciplinary sociology and directions of interior design as an expansive field of practice and research. She also works in the applied areas of continuing professional education for design practitioners and education policy for the design profession.

Joanne is a Design Ambassador of the Design Institute of Australia (DIA) and an Ambassador of the International Federation of Interior Architects/Designers (IFI).


During 2019–2020 Joanne was co-chair of the IFI Design Education Policy Taskforce.

She has been co-chair of the Global Interiors Education Open Forum (2011–2015) and Executive Board Member of the International Federation of Interior Architects/Designers (2011–2014).

Joanne was National President of the Design Institute of Australia (2008–2010) and has been Australia's representative to the Global Design Network and the Asia Pacific Space Designers Alliance.

Her contributions to design education, policy and research have been recognised by her induction into Australia's Design Hall of Fame, selection as a South Australian Design Icon, Life Fellowship of the Design Institute of Australia, and Honorary Fellowship of the Australian Institute of Architects.

Joanne has been the creative director for major practice-led design competitions and symposia at state, national and international level. She is a spokesperson at national and international conferences and is regularly invited to contribute to professional design journals. Joanne is highly engaged in national and international peak design bodies.



Professor Marnie Hughes-Warrington

**Professor Marnie Hughes-Warrington AO, PFHEA, B.Ed (Hons) Tas, DPhil Oxon
Deputy Vice Chancellor: Research and Enterprise**

Professor Marnie Hughes-Warrington AO is the strategic and operational leader for research and development, translation and commercialisation at UniSA. Her role is to oversee the design, delivery and review of approaches that advance novel insights, and industry and community partnerships for social and economic growth, renewal, wellbeing, and sustainability.

A graduate of the Universities of Tasmania and Oxford and a Rhodes Scholar, Professor Hughes-Warrington has a global profile as a systems philosopher who works to show how our understandings of the past shape our present, and our future.

She has led or been an investigator on over \$18 million in grants, and her work has been applied to a broad range of contexts. Her most recent book is *History from Loss* (with Daniel Woolf, 2023) and her current research is on machine historians.

Professor Hughes-Warrington is co-secretary general of the International Commission for the History and Theory of Historiography and serves on the editorial board for the *Journal of Global History* (Cambridge University Press), and for the Cambridge Elements in Historical Theory and Practice series.

In 2022, she was made an Officer in the Order of Australia for distinguished service to higher education governance, leadership, and mentoring.

Prior to taking up her role at UniSA, she was Deputy Vice-Chancellor Academic and Professor of History at the Australian National University (2012–19), responsible for admissions, academic standards and chairing the revenue committee for edX, through to academic school reviews and promotions. Her achievements included the \$260 million Kambri campus redevelopment; and the \$106 million Tuckwell gift.

Professor Hughes-Warrington was the first woman to be National Secretary for the Rhodes Scholarships Australia and she currently serves on the Rhodes Trust Scholarships Committee, which looks after 103 scholarships worldwide.



Mr Paul Beard

**Paul Beard BA Acc, CA, GAICD
Chief Operating Officer**

Paul Beard is the Chief Operating Officer, with overall responsibility for: Facilities Management: campus infrastructure, campus services and commercial services; Finance: financial management, treasury and strategic procurement; Information Strategy and Technology Services: central IT infrastructure, IT systems and services and the Library.

Paul commenced in the role of Chief Operating Officer in November 2009. Prior to this he was appointed to UniSA in 2001 as Executive Director and Vice President: Finance and Resources. He previously worked in senior roles in the private and public sectors. In the South Australian electricity industry during a period of significant organisational and industry change, his roles included Chief Financial Officer of ETSA Power and Manager Finance with the new private sector owner, AGL. Prior to this he worked as a Senior Manager with Deloitte in Adelaide and the United Kingdom.

Paul is a Chartered Accountant and completed the Advanced Management Program at the Harvard Business School in 2007. Paul is a Director on the Boards of UniSA Ventures: the technology commercialisation company of UniSA; and Open Universities Australia (OUA): a national leader in online higher education.



Ms Jane Booth

**Jane Booth BA (Hons)
Executive Director, People, Talent and Culture**

Jane is an experienced leader with proven expertise in people and talent development, culture transformation and change. Jane joined UniSA in a new role as Executive Director People, Talent and Culture in December 2016.

Her key responsibilities include: Leading the Human Resource functions of the University including Workplace Strategy, Organisational Development, Wellbeing and Employee Benefits, Employee Relations, Recruitment Central, Payroll and Superannuation; Supporting the team who deliver people services to our academic and professional staff; and enabling them to support UniSA's aspirations with and through our people.

Jane has previously worked as Executive Director: People, Talent and Culture at SA Health, was a General Manager at Adelaide City Council leading economic development, strategy and innovation, people and culture and information and communication technology and prior to that was an Associate Director at PwC in management consulting. Before emigrating to South Australia Jane had an extensive career in the national media in the UK. She is a member of the executive committee of AHEIA, the Australian Higher Education Industrial Association and the Risk and Performance Committee for the Office of the Commissioner for Public Sector Employment (OCPSE).

The Enterprise Leadership Team farewelled and thanked members Professor Allan Evans and Professor Marie Wilson, whose terms concluded in 2022.



Mr Tom Steer

Tom Steer GAICD, MBIS, BBIS Chief Academic Services Officer

Tom Steer is the Chief Academic Services Officer for the University of South Australia. In this role Tom leads a portfolio that includes Student and Academic Services, UniSA International, the Student Engagement Unit and Regional Campuses. Tom joined UniSA in 2017 to lead the start-up and launch of UniSA Online, the online education arm of UniSA. Prior to joining the University, Tom was Chief of Staff for Hewlett Packard Enterprise (HPE) Australia & New Zealand, a Fortune 50 company and global leader in IT products and services. During his career with Hewlett Packard, Tom lived and worked in London and Canberra, undertaking a range of client-facing executive roles with large public sector customers. Tom has a Masters Degree in Business Information Systems from UniSA and is an alumnus of Harvard Business School where he completed the Advanced Management Program on-campus in Boston in 2023. Tom is a Graduate of the Australian Institute of Company Directors (GAICD) and is currently a Non-Executive Director on the Board of SATAC (South Australian Tertiary Admissions Centre) Limited.



Professor Allan Evans

Professor Allan Evans, Provost and Chief Academic Officer

From 2013 to 2021, Prof Evans was UniSA's inaugural Provost & Chief Academic Officer. As Provost, he was responsible for enhancing UniSA's educational offerings, providing an outstanding student experience, and planning and development of the University's academic programs. Prof Evans launched a whole-of-University review of the curriculum to examine the overall disciplinary profile of each School focusing on teaching quality, student engagement and satisfaction, and the uptake of the University's blended and external delivery. He also oversaw the development of UniSA Online, and was an integral part of the leadership team that delivered UniSA's Academic Transformation.

Prof Evans left his role as Provost & Chief Academic Officer to return to work as a researcher in pharmaceutical science, a role he first assumed when he joined the then-fledgling UniSA in August 1992.



Professor Marie Wilson

Professor Marie Wilson, Chief Academic Services Officer

Professor Wilson was the inaugural Chief Academic Services Officer for UniSA from early 2020 through 2021. As a member of the Enterprise Leadership Team of UniSA, with responsibility for UniSA International, student services, student administration, student equity and engagement, Prof Wilson led the University's student support during the pandemic, and then the campus consolidation planning project.

In her former role as PVC: Business and Law at UniSA, Law was recognized for its international research standing and the Business School achieved global Top 1% accreditation standing (EQUIS and AACSB), and national and international awards for innovation and its enterprising service culture. Professor Wilson has continued as an international accreditor for EQUIS, and is a member of the international EQUIS Committee. In late 2022, Professor Wilson took a sabbatical, focusing on the Future Workplace Project, an examination of the impact of where, when and how we work on performance and productivity.

University of South Australia Organisational Structure



Administration

The Vice Chancellor

The Vice Chancellor and President is the University's Chief Executive Officer, and is responsible for its management and administration. The Vice Chancellor is appointed by, and reports to, University Council, which delegates to the Vice Chancellor a range of powers and functions. The Vice Chancellor, in turn, authorises appropriate staff to manage the University's affairs. The responsibilities of each type of management position are detailed in the Vice Chancellor's Authorisations.

Senior management

The University's senior managers are the Deputy Vice Chancellor Research & Enterprise, the Provost and Chief Academic Officer, the Chief Academic Services Officer, the Chief Operating Officer and the Executive Director, People, Talent and Culture. With the Vice Chancellor, they form the Enterprise Leadership Team, which meets regularly and provides advice to the Vice Chancellor on operational and policy matters. Senior managers lead the University's academic units or co-ordinating portfolios.

Freedom of information

The *Freedom of Information Act 1991* gives individuals a legally enforceable right to access documents held by South Australian universities, subject to certain restrictions. UniSA strives to be an open and accountable organisation in accordance with the Act.

During 2022, we received six applications to access records under the Act. Out of the six applications, one resulted with no records found, one resulted in full release and four resulted in partial release of the requested documents.

Risk Management

The University Council's Risk Management Policy establishes principles to ensure that risk management is integral to all processes, helps to achieve objectives, and contributes to ongoing performance improvement.

Key elements of the framework include:

- the maintenance and reporting of risk registers that identify key risks at organisational unit level;
- the maintenance and reporting of a university-wide risk register;
- the systematic risk assessment of all projects;
- a systematic approach to the identification, assessment and audit of legislative risk; and
- annual risk assessments of all controlled, associated and partly-owned entities.

We maintain our capacity to respond appropriately to crises through a framework of trained emergency response groups, and a high-level crisis management committee. In addition, management annually certifies to Council that the University risk management and internal compliance and control systems are operating effectively in all material respects. This certification is supported by a process involving questionnaires on control and risk management that are completed by all senior managers and major organisational units.

Council committees

The Council has a number of standing committees, the performance and effectiveness of each is part of Council's annual review process.

During 2022 these committees were:

- Academic Board;
- Audit, Finance and Risk Committee
- Urgent Business Committee;
- Senior Remuneration Committee;
- Governance and Nominations Committee;
- Student Appeals Committee.

Committees of Academic Board:

- Academic Standards and Quality Committee;
- Research Degrees Committee;
- Research Leadership Committee;
- Research Integrity Committee.

Legislation requirements

UniSA is governed by the *University of South Australia Act 1990*. Under sections 4–6 of the Act, the University is constituted as a body corporate with the usual associated powers. It has a seal, and it may sue and be sued in its corporate name.

The University's functions

Under the Act, the University's functions are to:

- preserve, extend and disseminate knowledge through teaching, research, scholarship, consultancy or any other means;
- provide tertiary education in such disciplines and areas of study as the University thinks appropriate to meet the needs of industry, commerce, the professions or any other section of the community;
- provide such tertiary education programs as the University thinks appropriate to meet the needs of Australia's Indigenous people;
- provide such tertiary education programs as the University thinks appropriate to meet the needs of groups within the community whom the University considers have suffered disadvantage in education;
- provide educational programs for the benefit of the wider community or programs for the enhancement of the diverse cultural life of the community, as the University thinks fit;
- foster and further an active corporate life within the University;
- perform any functions ancillary or incidental to the functions referred to above; and
- strive for excellence in teaching and research, and to attain the highest standards in education.

TEQSA Registration

In October 2021, TEQSA (Tertiary Education Quality Standards Association) extended the University's registration in the category of Australian University from 28 September 2023 to 28 September 2025.

The University's powers

The powers of the University, described in Section 6 of the Act, may be exercised inside or outside South Australia and Australia.

For example, the University may:

- enter into contracts;
- acquire, hold, dispose of, and deal with property; and
- confer academic awards jointly with another University or registered training organisation.

University Council

Under Section 10 of the Act, the University Council is responsible for the accountability and control of University affairs. The Act also defines financial responsibilities and specific matters on which statutes can be made. The Council must, in all matters, endeavour to advance the interests of the University.

Academic freedom

The University has a well-embedded Freedom of Speech Policy, Public Statements Procedure, and Statement on Academic Freedom to ensure that academic freedom and freedom of speech are protected.

These policy documents are closely aligned to the *Model Code for the Protection of Freedom of Speech and Academic Freedom in Australian Higher Education Providers*. No issues of concern have been raised with University governing bodies regarding freedom of speech and academic freedom during the 12-month reporting period of this Annual Review.

Council responsibilities

Council's main responsibilities are assigned in part 3 of the Act.

They include:

- appointing the Vice Chancellor as Chief Executive Officer of the University;
- approving the mission and strategic direction of the University, as well as the annual budget and business plan;
- overseeing the management and performance of the University;
- establishing policy and procedural principles consistent with legal requirements and community expectations;
- approving and monitoring systems of control and accountability, including general overview of any;
- entities controlled by the University;
- overseeing and monitoring the assessment and management of risk across the University, including commercial undertakings;
- overseeing and monitoring academic activities across the University; and
- approving significant commercial activities of the University.

DEG
0.24
-3.92

ANZ
29.77
+0.24

BHP
26.50
-0.23

AGY
0.26
+2.00

TCL
11.81
-0.67

CO
0.
0.

Annual Financial Statements

DE	AYS	CSL	WES	TAW	S32
27	2.01	136.10	41.19	0.36	3.28
00	0.00	-0.25	+0.19	+4.35	+0.31





University of South Australia

Report by the members of the University Council

Members of the University Council present their report on the Group consisting of University of South Australia (the University) and the entities it controlled at the end of, or during, the year ended 31 December 2022.

2022 Council members

The following persons were members of University Council during the year and up to the date of this report (unless otherwise noted):

Ms Pauline Carr, Chancellor
Professor David Lloyd, Vice Chancellor and President
Hon John Hill, Deputy Chancellor
Mr Jim Hazel, Pro Chancellor
Mr Michael Abbott AO KC
Mr Ayrton Hogan (until 31 December 2022)
Dr Kit MacFarlane
Ms Vanessa Matthews
Professor Caroline McMillen AO (until 31 December 2022)
Mr William (Bill) Muirhead AO
Ms Mary Patetsos AM
Ms Nicolle Rantanen Reynolds
Mr Ian Smith AM
Mr Isaac Solomon (until 31 December 2022)
Professor Vicki Waye (until 31 December 2022)
Mr Jim Whalley

The remuneration of Council members is detailed in Note 26(b) of the Financial Statements.

Changes in Council membership since 31 December 2022

Ms Tanveen Kaur Bhaizada (term commenced 1 January 2023)
Mr Isaac Solomon (re-elected, term commenced 1 January 2023)
Professor Deirdre Tedmanson (term commenced 1 January 2023)

Meetings of members of the University Council

The numbers of meetings of the members of the University Council and of each Council committee held during the year ended 31 December 2022, and the numbers of meetings attended by each member were:

Member of Council	Meetings of Council Committees													
	Council Meetings		Academic Board		Audit, Finance and Risk		Urgent Business		Senior Remuneration		Governance and Nominations		**Student Appeals Committee	
	A	B	A	B	A	B	A	B	A	B	A	B	A	B
Ms Pauline Carr	8	8					6	6	5	5	2	2		
*Professor David Lloyd	7	7	5	7			6	6			2	2		
Professor Marnie Hughes-Warrington AO (acting Vice Chancellor and President – 11 June 2022 to 11 July 2022)	1	1												
Hon John Hill	8	8					4	4	5	5	2	2		
Mr Jim Hazel	8	8			4	4	5	5	5	5				
*Mr Michael Abbott AO KC	7	7									1	2		
Ms Vanessa Matthews	8	8					5	5			1	1		
Mr Isaac Solomon	8	8	6	7							2	2	4	6
Ms Mary Patetsos AM	7	8			3	4								
Mr Ayrton Hogan	7	8												
Ms Nicolle Rantanen Reynolds	8	8			3	4							1	2
Dr Kit MacFarlane	8	8					4	4			1	1		
Professor Vicki Waye	7	8	6	7										
Mr Jim Whalley	7	8			4	4								
*Professor Caroline McMillen AO	4	4											4	4
Mr Ian Smith AM	8	8												
Mr William (Bill) Muirhead AO	3	8												

A = Number of meetings attended.

B = Number of meetings held during the time the member held office or was a member of the committee during the year.

*Leave/Leave of Absence granted for a period of time

**Chaired by former external Member of Council

Principal activities

The principal continuing activities of the Group are:

- To preserve, extend and disseminate knowledge through teaching, research, scholarship, consultancy or any other means;
- To provide tertiary education in such disciplines and areas of study as the University thinks appropriate to meet the needs of industry, commerce, the professions or any other section of the community;
- To provide such tertiary education programs as the University thinks appropriate to meet the needs of Aboriginal people;
- To provide such tertiary education programs as the University thinks appropriate to meet the needs of groups within the community that the University considers have suffered disadvantages in education;
- To provide educational programs for the benefit of the wider community or programs for the enhancement of the diverse cultural life of the community, as the University thinks fit; and
- To foster and further an active corporate life within the University.

There were no significant changes in the nature of the activities of the Group during the 2022 year.

Review of operations

The 2022 consolidated deficit was \$7.7million (2021: \$53.3 million surplus). The deficit resulted in a safety margin (operating result as a percentage of total income) of -1.2% (2021: 7.8%). Income decreased by 1.7% to \$667.5 million while expenses increased by 8.1% to \$675.5 million.

The University's consolidated financial position remained sound during the 2022 year with net assets of \$1,477 million (2021: \$1,383 million). Cash balances increased to \$452.2 million at year end (2021: \$395.3 million).

Consolidated cash flows from operating activities in 2022 were \$43.2 million (2021: \$100.7 million).

Changes in the state of affairs

In the opinion of the members of the University Council there were no significant changes in the state of affairs of the Group that occurred during the 2022 year not otherwise disclosed in this report or elsewhere in the Annual Review.

Subsequent events

There has not arisen in the interval between the end of the 2022 year and the date of this report any item, transaction or event of a material and unusual nature likely, in the opinion of the members of the University Council, to affect significantly the operations of the Group, the results of those operations, or the state of affairs of the Group, in future financial years.

Environmental regulation

The Group's operations are subject to various environmental regulations under both Commonwealth and State legislation. The significant environmental regulations applying to the Group are Dangerous Substance Act (1979), Radiation Protection and Control Act (1982) and the Environmental Protection Act (1993).

Members of the University Council are not aware of any significant breaches during the period covered by this report.

Insurance of officers


The University has paid insurance premiums in respect to Directors and Officers liability, Directors and Officers supplementary legal expenses and statutory liability, for current and former members of University Council and officers.

Directors and Officers liability insurance does not cover acts that are fraudulent, dishonest or criminal. Statutory liability insurance does not cover breaches that are wilful, intentional or deliberate.

Legal proceedings on behalf of the Group

There are no legal proceedings on behalf of the Group that have arisen during the 2022 year or subsequent to year end that affect significantly the operations of the Group.

This report is made in accordance with a resolution of the members of the University Council in Adelaide, South Australia on 21 April 2023.



Ms Pauline Carr
Chancellor



Professor David G. Lloyd
Vice Chancellor and President



STATEMENT OF COMPREHENSIVE INCOME

FOR THE YEAR ENDED 31 DECEMBER 2022

		Consolidated		University	
		2022	2021	2022	2021
	Notes	\$'000	\$'000	\$'000	\$'000
Revenue and income from continuing operations					
Australian Government financial assistance					
Australian Government grants	2	294,050	306,921	293,792	306,821
HECS-HELP - Australian Government payments	2	135,313	141,353	135,313	141,353
FEE-HELP	2	8,347	9,980	8,347	9,980
SA-HELP	2	3,384	3,848	3,384	3,848
State and Local Government financial assistance	3	10,677	7,592	10,677	7,592
HECS-HELP - Student payments		12,846	12,129	12,846	12,129
Fees and charges	4	129,856	134,568	129,856	134,568
Royalties		674	549	162	105
Consultancy and contract research	5	52,317	46,212	52,330	46,280
Other revenue	6	11,438	11,853	11,126	10,949
Investment income	8	8,598	3,749	9,590	3,706
Gain / (Loss) on disposal of assets	9	-	(10)	8	(10)
Total revenue and income from continuing operations		667,500	678,744	667,431	677,321
Expenses from continuing operations					
Employee-related expenses	10	429,267	409,099	428,240	407,728
Depreciation and amortisation	18,19	42,175	42,366	42,169	42,350
Repairs and maintenance		17,384	16,163	17,384	16,163
Interest on lease liabilities		487	556	487	556
Impairment of property, plant and equipment	18	389	(109)	389	(109)
Other expenses	11	184,459	155,222	184,774	156,008
Bad and doubtful debts		1,325	1,713	1,325	1,713
Total expenses from continuing operations		675,486	625,010	674,768	624,409
Operating result before income tax		(7,986)	53,734	(7,337)	52,912
Income tax (income) / expense		(285)	484	42	63
Operating result attributable to members of University of South Australia		(7,701)	53,250	(7,379)	52,849
Items that will not be reclassified to profit or loss:					
Gain on revaluation of Land, Buildings and Infrastructure		118,041	-	118,041	-
Gain on revaluation of Art collection		-	265	-	265
Loss on revaluation of Non-current asset held for sale		(91)	-	(91)	-
Gain / (Loss) on equity instruments designated at fair value through other comprehensive income	15	(15,757)	46,327	(16,082)	47,857
Total		102,193	46,592	101,868	48,122
Total comprehensive income attributable to the members of the University of South Australia		94,492	99,842	94,489	100,971

The above Statement of Comprehensive Income should be read in conjunction with the accompanying notes.



STATEMENT OF FINANCIAL POSITION

AS AT 31 DECEMBER 2022

	Notes	Consolidated		University	
		2022	2021	2022	2021
		\$'000	\$'000	\$'000	\$'000
Current assets					
Cash and cash equivalents	12	452,169	395,323	450,473	391,896
Receivables	13	41,444	50,067	41,269	49,866
Other financial assets	15	4,919	32,860	4,919	32,860
Deferred Government superannuation contribution	31	28,600	28,500	28,600	28,500
Other non-financial assets	16	23,645	18,801	23,643	18,784
Non-current assets held-for-sale	17	-	1,000	-	1,000
Total current assets		550,777	526,551	548,904	522,906
Non-current assets					
Other financial assets	15	31,980	62,924	34,540	65,996
Property, plant and equipment	18	1,190,134	1,079,449	1,190,134	1,079,435
Deferred tax assets		853	535	-	-
Intangible assets	19	1,561	2,516	1,561	2,516
Deferred Government superannuation contribution	31	241,422	299,044	241,422	299,044
Total non-current assets		1,465,950	1,444,468	1,467,657	1,446,991
Total assets		2,016,727	1,971,019	2,016,561	1,969,897
Current liabilities					
Trade and other payables	20	34,645	39,882	34,505	39,268
Provisions	22	89,413	85,259	89,413	85,057
Lease liabilities	21	2,612	2,313	2,612	2,313
Current tax liabilities		89	382	97	139
Contract liabilities	23	75,691	64,874	75,691	64,874
Other liabilities	24	14,821	13,700	14,795	13,642
Defined benefit obligation	31	28,600	28,500	28,600	28,500
Total current liabilities		245,871	234,910	245,713	233,793
Non-current liabilities					
Lease liabilities	21	10,019	10,775	10,019	10,775
Provisions	22	11,622	15,435	11,622	15,435
Contract Liabilities	23	27,951	28,151	27,951	28,151
Other liabilities	24	2,646	-	2,646	-
Defined benefit obligation	31	241,422	299,044	241,422	299,044
Total non-current liabilities		293,660	353,405	293,660	353,405
Total liabilities		539,531	588,315	539,373	587,198
Net assets		1,477,196	1,382,704	1,477,188	1,382,699
Equity					
Reserves	25	385,101	336,112	387,302	338,638
Retained earnings		1,092,095	1,046,592	1,089,886	1,044,061
Total equity		1,477,196	1,382,704	1,477,188	1,382,699

The above Statement of Financial Position should be read in conjunction with the accompanying notes.

STATEMENT OF CHANGES IN EQUITY

FOR THE YEAR ENDED 31 DECEMBER 2022

	Note	Consolidated			University		
		Reserves	Retained Earnings	Total	Reserves	Retained Earnings	Total
		\$'000	\$'000	\$'000	\$'000	\$'000	\$'000
Balance at 1 January 2021		320,885	961,977	1,282,862	320,885	960,844	1,281,729
Profit or loss		-	53,250	53,250	-	52,849	52,849
Gain on revaluation of Art Collection							
Gain / (Loss) on equity instruments designated at fair value through other comprehensive income		265	-	265	265	-	265
Transfer of fair value reserve of equity instruments designated at fair value through other comprehensive income to retained earnings	15	46,327	-	46,327	47,856	-	47,856
Total comprehensive income		(31,365)	31,365	-	(30,368)	30,368	-
Balance at 31 December 2021		15,227	84,615	99,842	17,753	83,217	100,970
		336,112	1,046,592	1,382,704	338,638	1,044,061	1,382,699

The above Statement of Changes in Equity should be read in conjunction with the accompanying notes.



STATEMENT OF CHANGES IN EQUITY

FOR THE YEAR ENDED 31 DECEMBER 2022

	Note	Consolidated			University		
		Reserves	Retained Earnings	Total	Reserves	Retained Earnings	Total
		\$'000	\$'000	\$'000	\$'000	\$'000	\$'000
Balance at 1 January 2022		336,112	1,046,592	1,382,704	338,638	1,044,061	1,382,699
Profit or loss		-	(7,701)	(7,701)	-	(7,379)	(7,379)
Loss on revaluation of Non-current asset held for sale		(91)	-	(91)	(91)	-	(91)
Gain in revaluation of Land, Buildings and Infrastructure		118,041	-	118,041	118,041	-	118,041
Gain / (Loss) on equity instruments designated at fair value through other comprehensive income	15	(15,757)	-	(15,757)	(16,082)	-	(16,082)
Transfer of fair value reserve of equity instruments designated at fair value through other comprehensive income to retained earnings		(52,300)	52,300	-	(52,300)	52,300	-
Transfer of fair value reserve of Art Collection to retained earnings		(904)	904	-	(904)	904	-
Total comprehensive income		48,989	45,503	94,492	48,664	45,825	94,489
Balance at 31 December 2022		385,101	1,092,095	1,477,196	387,302	1,089,886	1,477,188

The above Statement of Changes in Equity should be read in conjunction with the accompanying notes.



STATEMENT OF CASH FLOWS

FOR THE YEAR ENDED 31 DECEMBER 2022

	Notes	Consolidated		University	
		2022	2021	2022	2021
		\$'000	\$'000	\$'000	\$'000
Cash flows from operating activities:					
Inflows:					
Australian Government grants received		438,565	479,090	438,565	478,990
OS-HELP (Net)	40(g)	(275)	-	(275)	-
Superannuation supplementation	40(h)	22,006	23,285	22,006	23,285
State and Local Government Grants		9,772	10,314	9,772	10,314
HECS-HELP - Student payments		12,825	12,110	12,825	12,110
Receipts from student fees and other customers		153,381	146,106	153,381	145,875
Dividends received		5,524	1,900	6,524	1,900
Interest received		3,869	2,457	3,861	2,415
Royalties		674	549	162	105
Consultancy and contract research		54,814	48,201	54,561	48,269
Other receipts		11,834	11,164	11,311	10,260
GST recovered		7,884	5,592	7,964	5,752
Outflows:					
Payments to suppliers and employees		(677,232)	(640,271)	(675,470)	(638,568)
Interest paid		(487)	230	(487)	(556)
Net cash provided by / (used in) operating activities	37	43,154	100,727	44,700	100,151
Cash flows from investing activities:					
Inflows:					
Proceeds from sale of property, plant and equipment		1,013	32	1,013	32
Proceeds from sale of Investments		56,478	1,645	56,478	303
Proceeds from return of capital of equity instruments		-	5,260	-	5,260
Outflows:					
Payments for property, plant and equipment		(31,769)	(12,861)	(31,769)	(12,858)
Payment for investments		(9,579)	(336)	(9,394)	(301)
Net cash provided by / (used in) investing activities		16,143	(6,260)	16,328	(7,564)
Cash flows from financing activities:					
Repayment of lease liabilities		(2,451)	(2,363)	(2,451)	(2,363)
Net cash used in financing activities		(2,451)	(2,363)	(2,451)	(2,363)
Net increase / (decrease) in cash and cash equivalents		56,846	92,104	58,577	90,224
Cash and cash equivalents at the beginning of the financial year		395,323	303,219	391,896	301,672
Cash and cash equivalents at the end of the financial year	12	452,169	395,323	450,473	391,896

The above Statement of Cash Flows should be read in conjunction with the accompanying notes.



Note	Contents	Page No
1.	Summary of significant accounting policies	11
	Revenue notes	
2.	Australian Government financial assistance including HECS-HELP and FEE-HELP	17
3.	State and Local Government financial assistance	17
4.	Fees and charges	18
5.	Consultancy and contract research	18
6.	Other revenue	18
7.	Reconciliation of revenue and income	19
8.	Investment income	19
9.	Gain / (Loss) on disposal of property, plant and equipment	20
	Expense notes	
10.	Employee-related expenses	21
11.	Other expenses	22
	Asset notes	
12.	Cash and cash equivalents	22
13.	Receivables	23
14.	Investments accounted for using the equity method	25
15.	Other financial assets	26
16.	Other non-financial assets	27
17.	Non-current assets classified as held for sale	27
18.	Property, plant and equipment	28
19.	Intangible assets	35
	Liability notes	
20.	Payables	37
21.	Lease liabilities	37
22.	Provisions	39
23.	Contract liabilities	41
24.	Other liabilities	41
	Equity notes	
25.	Reserves	42
	Disclosure notes	
26.	Key management personnel disclosures	42
27.	Remuneration of auditors	45
28.	Contingencies	45
29.	Commitments	46
30.	Related parties	46
31.	Superannuation plans	47
32.	Subsidiaries	52
33.	Investments in associates	52
34.	Interests in joint arrangements	52
35.	Events occurring after the balance sheet date	53
36.	The University of South Australia and The University of Adelaide future university discussions	53
37.	Reconciliation of operating results after income tax to net cash flows from operating activities	53
38.	Financial risk management	54
39.	Fair value measurement	55
40.	Acquittal of Australian Government financial assistance	60



1. Summary of significant accounting policies

General information

The principal accounting policies adopted in the preparation of these financial statements are set out below and where applicable, throughout the notes to the accounts. These policies have been consistently applied to all the years reported, unless otherwise stated. The financial statements include separate statements for the University of South Australia (the University) and the University and its subsidiaries (the Group).

(a) Basis of preparation

The annual financial statements represent the audited general purpose financial statements which have been prepared on an accrual basis in accordance with Australian Accounting Standards (AAS), AASB Interpretations, requirements of the Department of Education (EDUCATION), the requirements of the *Australian Charities and Not-for-Profits Commission Act 2012* and other State / Australian Government legislative requirements.

The University applies Tier 1 reporting requirements. Except where in conflict with EDUCATION requirements, the financial statements are prepared in accordance with the relevant South Australian Treasurer's Instructions issued under the provisions of the *Public Finance and Audit Act 1987*.

Historical cost convention

The financial statements have been prepared on an accrual basis and under the historical cost convention, except for certain assets and liabilities that were valued in accordance with the applicable valuation policy.

Critical accounting estimates

The preparation of these statements requires the use of certain critical accounting estimates. It also requires management to exercise judgement in the process of applying the University's accounting policies. All significant estimates or assumptions made in the preparation of the financial statements are described in the relevant accounting policy notes. The estimates and underlying assumptions are reviewed regularly.

The areas involving a high degree of judgement where assumptions and estimates are significant to the financial statements are other financial assets, superannuation receivable and associated defined benefit obligation, long service leave provision, valuation and depreciation of property, plant and equipment and the recognition of revenue over time in accordance with AASB 15. Further details are disclosed in the relevant notes to the financial statements.

Actual results may differ from these estimates. The estimates and underlying assumptions are reviewed regularly. Revisions to accounting estimates are recognised in the period which it effects. If the revision affects both current and future periods, the revision is recognised in the period of the revision and future periods.

Rounding of amounts

Unless otherwise indicated, all amounts are rounded to the nearest thousand dollars.

Comparative amounts

Where necessary, comparative information has been reclassified to enhance comparability in respect of changes in presentation adopted in the current year.



1. Summary of significant accounting policies (continued)

(a) Basis of preparation (continued)

Foreign currency translation

Foreign currency transactions are translated into Australian dollars using the exchange rates prevailing at the dates of the transactions. Foreign exchange gain and loss resulting from the settlement of such transactions and from the translation at year-end exchange rates of monetary assets and liabilities denominated in foreign currencies are recognised in the Statement of Comprehensive Income.

(b) Basis of consolidation

The consolidated financial statements represent the financial statements of the parent entity, being the University of South Australia, and the assets, liabilities and results of all entities it controlled in accordance with AASB 10 *Consolidated Financial Statements* at the end of, or during the financial year. Control is established when the parent is exposed to or has rights to variable returns from its involvement with the entity and has the ability to affect those returns through its power to direct the relevant activities of the entity.

Transactions, balances and unrealised gain on transactions between Group entities are eliminated. Where necessary, accounting policies of subsidiaries have been changed to ensure consistency with the policies adopted by the Group.

A list of controlled entities are contained in Note 32. Subsidiaries of the financial statements.

(c) Goods and Services Tax (GST)

Revenues and expenses are recognised net of the amount of GST, except where the amount of GST incurred is not recoverable from the Australian Taxation Office (ATO). In these circumstances the GST is recognised as part of the cost of acquisition of the asset or as part of an item of the expense.

Receivables and payables are stated with the amount of GST included. The net amount of GST recoverable from, or payable to, the ATO is included in receivables or payables in the Statement of Financial Position.

Cash flows are presented in the Statement of Cash Flows on a gross basis. The GST components of cash flows arising from investing and financing activities which are recoverable from, or payable to, the ATO are classified as operating cash flows.

(d) Income tax

The University is exempt from income tax pursuant to Division 50 of the *Income Tax Assessment Act 1997*. The University subsidiaries are not exempt from income tax.

Income tax expense or benefit for the period is calculated as the tax payable on the current period's taxable income based on the income tax rate adjusted by changes in deferred tax assets and liabilities attributable to temporary differences between the tax bases of assets and liabilities and their carrying amounts in the financial statements, and to unused tax losses. Deferred tax assets and liabilities are recognised for temporary differences at the tax rates expected to apply when the assets are recovered or liabilities extinguished.

In relation to foreign operations, the University is subject to tax associated with the legislation of the relevant foreign country. Tax in respect of these operations has been brought to account in the year it is incurred.



1. Summary of significant accounting policies (continued)

(e) Interests in Co-operative Research Centres

The University participates in a number of Co-operative Research Centres (CRC) listed below. A CRC is a research initiative of the Australian Government established to pursue specific areas of research and supports industry-led collaborations between researchers, industry and the community.

The University participates in the below listed CRCs but does not record them as either Joint Operations or Associates as the University does not control or have any significant influence in these entities. The University does not record any of the CRC entities as investments in the financial statements.

During 2022 the University provided both cash and in-kind contributions to support the work of CRCs.

The Co-operative Research Centres are:

- CRC for Transformations in Mining Economies
- CRC SAAFE
- Digital Health CRC
- Future Energy Exports CRC
- Innovative Manufacturing CRC
- iMove CRC
- Marine Bioproducts CRC
- MinEx CRC
- Reliable Affordable Clean Energy for 2030 CRC
- SmartCrete CRC
- SmartSat CRC

(f) Revenue and Income

The notes 2 to 6 disclose the revenue and income received during the year according to the mandatory disclosures required by EDUCATION. The disclosures required by AASB 15 and AASB 1058 are included in the notes and a reconciliation is included in note 7.

(i) Basis for disaggregation

Sources of funding: the Group receives the majority of funds from the Australian Government as well as State and Local Government to further its objectives. In addition the Group also receives revenue and income from private organisations and individuals.

Revenue and income streams: the major revenue and income streams are as follows:

Teaching: the Group has domestic and overseas students enrolled in a variety of programs for different qualification levels. Whilst the number of domestic students is affected by national economic factors such as interest rates or unemployment, the overseas students are impacted by the changes in the immigration policies.

Research: the Group performs research activities across multiple fields. The Group enters into many different types of research agreements with different counterparties, such as with private sector customers and Government agencies that award research grants. Each agreement needs to be assessed as to whether it is an enforceable arrangement and contains sufficiently specific promises to transfer outputs from the research to the customer (or at the direction of the customer). Judgement is required in making this assessment. The Group has concluded that some research agreements represent a contract with a customer whereas other research grants are recognised as income when the Group obtains control of the research funds.

Other fees and charges: these correspond to the complementary services provided by the Group such as parking and access to fitness and recreational activities.



1. Summary of significant accounting policies (continued)

(f) Revenue and Income (continued)

Revenue from Contracts with Customers as per AASB 15

(ii) Accounting policies and significant accounting judgement and estimates

Course fees and charges

The course fees and charges revenue relate to undergraduate programs, graduate and professional degree programs and continuing education and executive programs.

The revenue is recognised over time as and when the course is delivered to students over the study period.

When the courses have been paid in advance by students or the Group has received the government funding in advance (e.g. before starting the academic period) the Group recognises a contract liability until the services are delivered.

The Group does have refund obligations. This is mainly applicable when the goods are not provided or contracted services are not delivered.

There is no significant financing component as the period from when the student pays and the service is provided is less than 12 months and the consideration is not variable.

Research

Revenue recognition for research funding is dependent upon the source of the funding and the nature of the transaction.

The following specific research revenue recognition criteria have been applied:

- Funding received from Australian Research Council, National Health and Medical Research Council, and from non government entities. These are enforceable agreements and the performance obligations in those agreements are sufficiently specific.

The research grants that are considered within the scope of AASB 15 meet the enforceability criteria due to the existence of refund clauses in the agreements with the grantor and the promises to transfer good or services to the customer (or on behalf of the customer) are sufficiently specific. The obligations may include:

- Comprehensive academic paper with the results of the research after completion
- Publishing research data and results on an ongoing basis in an openly accessible repository as requested by the grantor
- Intellectual property

Depending on the nature of the promise, the Group either recognises revenue at a point in time when the promise is delivered (e.g. when the comprehensive academic paper is published) or recognises revenue over time as the service is performed (e.g. as the customer obtains control of the intellectual property as it is created).



1. Summary of significant accounting policies (continued)

(f) Revenue and Income (continued)

(ii) Accounting policies and significant accounting judgement and estimates (continued)

Other fees and charges

Other fees and charges revenue relate to the provision of services such as student services and amenities fees, parking fees, fitness and recreational services.

Revenue is recognised over time as and when the service is provided over the period.

Royalties

Royalties that are within the scope of AASB 15 mainly relate to the use of intellectual property. The revenue is recognised at a point in time when the use of intellectual property has occurred.

Contract Assets

Contract Assets represent research grants which have met performance obligations in accordance with funding agreements, however, funding has not been received.

Contract Liabilities

Contract Liabilities represent research and teaching grants for which funding has been received by the University, to provide future services to funding providers and students.

(iii) Unsatisfied performance obligations

Remaining performance obligations represent services the Group has promised to provide to customers which are satisfied as the goods or services are provided over the contract term. For customer contracts with terms of one year or less, or where revenue is recognised using the 'right to invoice' method of recognising revenue, as permitted under AASB 15, disclosures are not required in relation to the transaction price allocated to these unsatisfied performance obligations.

Contract liabilities for unsatisfied performance obligations are included in note 23. and are classified as either current or non-current based on the expected completion date of the performance obligations.



1. Summary of significant accounting policies (continued)

(f) Revenue and Income (continued)

Income of not-for-profit as per AASB 1058

(iv) Accounting policies and significant judgements and estimates

Capital grants

Capital grants are generally received to acquire or construct a non-financial asset, such as a building. Income is recognised over time, as the building is constructed. Income is recognised to the extent of costs incurred to date as the costs of construction are the best measure of the stage of completion.

Donations and bequests

The income is recognised immediately when the funds are received.


2. Australian Government financial assistance including HECS-HELP and FEE-HELP
Australian Government financial assistance

	Note	Consolidated		University	
		2022	2021	2022	2021
		\$'000	\$'000	\$'000	\$'000
Commonwealth Grants Scheme and other grants	40(a)	215,370	213,049	215,370	213,049
Higher Education Loan Programs	40(b)	147,044	155,181	147,044	155,181
EDUCATION Research	40(c)	31,893	53,826	31,893	53,826
Other capital funding	40(e)	65	825	65	825
Australian Research Council	40(f)	6,438	6,430	6,438	6,430
Total CGS, HELP, Scholarships and Research grants		400,810	429,311	400,810	429,311
Other Australian Government financial assistance					
Research		33,503	27,876	33,245	27,876
Other		6,781	4,915	6,781	4,815
Non-capital		40,284	32,791	40,026	32,691
Total Other Australian Government financial assistance		40,284	32,791	40,026	32,691
Total Australian Government financial assistance		441,094	462,102	440,836	462,002

3. State and Local Government financial assistance

		Consolidated		University	
		2022	2021	2022	2021
		\$'000	\$'000	\$'000	\$'000
Non-capital research grants		10,057	7,077	10,057	7,077
Non-capital other		620	515	620	515
Total State and Local Government financial assistance		10,677	7,592	10,677	7,592

4. Fees and charges

		Consolidated		University	
		2022	2021	2022	2021
Note		\$'000	\$'000	\$'000	\$'000
Course fees and charges					
Fee-paying onshore overseas students		112,600	114,587	112,600	114,587
Fee-paying offshore overseas students		774	1,326	774	1,326
Continuing education		2,633	2,087	2,633	2,087
Fee-paying domestic postgraduate students		2,218	2,820	2,218	2,820
Fee-paying domestic non-award students		391	310	391	310
Total course fees and charges		118,616	121,130	118,616	121,130
Other fees and charges					
Miscellaneous enrolment fees		4,147	5,373	4,147	5,373
Other fees and charges		4,116	5,527	4,116	5,527
Seminar / workshop fees		1,601	1,123	1,601	1,123
Student services fees from students	40(i)	1,376	1,415	1,376	1,415
Total other fees and charges		11,240	13,438	11,240	13,438
Total fees and charges		129,856	134,568	129,856	134,568

5. Consultancy and contract research

		Consolidated		University	
		2022	2021	2022	2021
		\$'000	\$'000	\$'000	\$'000
Consultancy		3,577	3,386	3,562	3,362
Contract research		48,740	42,826	48,768	42,918
Total consultancy and contract research		52,317	46,212	52,330	46,280

6. Other revenue

		Consolidated		University	
		2022	2021	2022	2021
		\$'000	\$'000	\$'000	\$'000
Donations and bequests		2,005	1,679	2,005	1,679
Scholarships and prizes		549	997	549	997
Other fees and charges		5,225	5,026	4,947	4,264
Other		3,659	4,151	3,625	4,009
Total other revenue		11,438	11,853	11,126	10,949

**7. Reconciliation of revenue and income**

The following table reconciles the amounts disclosed in notes 2 to 6 which contain the mandatory disclosures required by EDUCATION as per AASB 15 and AASB 1058:

	Note	Consolidated		University	
		2022	2021	2022	2021
		\$'000	\$'000	\$'000	\$'000
Australian Government financial assistance including Australian Government loan Programs (HELP)	2	441,094	462,102	440,836	462,002
State and Local Government financial assistance	3	10,677	7,592	10,677	7,592
HECS-HELP - Student Payments		12,846	12,129	12,846	12,129
Fees and charges	4	129,856	134,568	129,856	134,568
Royalties		674	549	162	105
Consultancy and contract research	5	52,317	46,212	52,330	46,280
Other income	6	11,438	11,853	11,126	10,949
Total		658,902	675,005	657,833	673,625
Total Revenue from contracts with customers as per AASB 15		396,306	392,440	395,271	391,160
Total Income of not-for-profit as per AASB 1058		262,596	282,565	262,562	282,465
Total Revenue and income		658,902	675,005	657,833	673,625

8. Investment income

	Consolidated		University	
	2022	2021	2022	2021
	\$'000	\$'000	\$'000	\$'000
Interest				
Debt instruments at amortised cost	6,830	2,191	6,822	2,148
Dividends				
Equity instruments designated at fair value through other comprehensive income	1,768	1,558	2,768	1,558
Investment income gains	8,598	3,749	9,590	3,706

Accounting Policy

Interest income is recognised as it accrues. For all debt instruments measured at amortised cost and equity instruments measured at fair value through other comprehensive income, interest income is recorded using the effective interest rate (EIR). The EIR is the rate that exactly discounts the estimated future cash receipts over the expected life of the financial instrument or a shorter period, where appropriate, to the net carrying amount of the financial asset.

Dividend income is recognised only when it is declared, determined or recommended by external entities before the 31 December reporting date.

**9. Gain / (Loss) on disposal of property, plant and equipment**

	Consolidated		University	
	2022	2021	2022	2021
	\$'000	\$'000	\$'000	\$'000
Disposal of property, plant and equipment				
Proceeds from sale	1,013	32	1,013	32
Carrying amount of assets sold	(1,013)	(42)	(1,005)	(42)
Net Gain / (Loss) on disposal of property, plant and equipment	-	(10)	8	(10)

**10. Employee-related expenses**

	Consolidated		University	
	2022	2021	2022	2021
	\$'000	\$'000	\$'000	\$'000
Academic				
Salaries	184,687	176,625	184,406	176,324
Contributions to superannuation and pension schemes:				
Emerging cost	82	82	82	82
Funded	29,926	27,259	29,926	27,259
Payroll tax	11,193	10,730	11,193	10,730
Workers' compensation	(14)	(59)	(14)	(59)
Long service leave	2,327	3,739	2,327	3,739
Annual leave	11,776	11,826	11,776	11,826
Total academic	239,977	230,202	239,696	229,901
Non-academic				
Salaries	141,713	133,679	141,055	132,769
Contributions to superannuation and pension schemes:				
Emerging cost	63	92	15	14
Funded	24,317	22,489	24,317	22,489
Payroll tax	8,831	8,622	8,790	8,566
Workers' compensation	561	265	561	265
Long service leave	2,627	3,491	2,631	3,479
Annual leave	10,822	9,918	10,819	9,904
Total non-academic	188,934	178,556	188,188	177,486
Total academic & non-academic employee related expenses	428,911	408,758	427,884	407,387
Council member remuneration	356	341	356	341
Total employee related expenses	429,267	409,099	428,240	407,728

Accounting Policy

Refer to Note 22 Provisions for the accounting policy relating to employee benefits and Note 31 Superannuation Plans for the accounting policy relating to employee benefits - Superannuation.

11. Other expenses

	Consolidated		University	
	2022	2021	2022	2021
	\$'000	\$'000	\$'000	\$'000
Scholarships, grants and prizes	18,876	17,932	18,876	17,932
Non-capitalised equipment	5,847	4,647	5,847	4,647
Advertising, marketing and promotion	11,457	10,556	11,454	10,555
Telecommunications	3,716	3,194	3,709	3,181
Travel, staff development and entertainment	10,594	3,322	10,557	3,308
External services	69,021	58,196	69,674	59,054
IT hardware and software	20,978	19,643	20,971	19,646
Library subscriptions	10,569	9,432	10,569	9,432
Printing	1,181	1,095	1,181	1,095
Bank charges, legal costs, insurance and taxes	8,123	6,705	7,855	6,397
General consumables	8,053	8,399	8,038	8,386
Utilities	12,024	7,888	12,024	7,888
Other	4,020	4,213	4,019	4,487
Total other expenses	184,459	155,222	184,774	156,008

12. Cash and cash equivalents

	Consolidated		University	
	2022	2021	2022	2021
	\$'000	\$'000	\$'000	\$'000
Cash at bank and on hand	5,661	3,898	3,965	3,765
Deposits at call	446,508	391,425	446,508	388,131
Total cash and cash equivalents	452,169	395,323	450,473	391,896

Cash at bank and on hand

During the year Cash at bank and on hand earned an average interest of 0.35% (2021: 0.05%) and interest was credited to the University on a monthly basis.

Deposits at call

During the year Deposits at call earned interest at a fixed rate which ranged between 0.31% and 4.59% (2021: range between 0.31% and 1.50%). These deposits had an average maturity of 377 days (2021: 427 days).

Accounting Policy

Cash and cash equivalents includes cash at bank and on hand, deposits held at call with financial institutions and other highly liquid investments that are readily convertible to known amounts of cash and which are subject to an insignificant risk of changes in value.


13. Receivables

	Consolidated		University	
	2022	2021	2022	2021
	\$'000	\$'000	\$'000	\$'000
Trade debtors	8,994	11,503	8,819	11,302
Less: Provision for impaired receivables	(1,442)	(643)	(1,442)	(643)
	7,552	10,860	7,377	10,659
Student fees	5,517	6,048	5,517	6,048
Less: Provision for impaired receivables	(2,985)	(3,117)	(2,985)	(3,117)
	2,532	2,931	2,532	2,931
Imputation Credits receivables	23,035	26,791	23,035	26,791
Commonwealth receivables	1,784	2,917	1,784	2,917
Contract Assets	3,490	3,194	3,490	3,194
Other	3,051	3,374	3,051	3,374
Total receivables	41,444	50,067	41,269	49,866

Trade receivables are non-interest bearing and are generally on terms of 14 to 30 days.

Contract Assets represent research activities which have met performance obligations in accordance with funding agreements, however, funding has not been received. The classification of contract assets as current was made on the basis that all projects with expenditure in advance will be invoiced within 12 months. Contract Assets are evaluated for impairment.

The University continues to recognise the franking credits refundable on the in-specie distribution from Education Australia Limited of \$22.76 million as a receivable at 31 December 2022. During 2022, the ATO contacted the 38 University shareholders of Education Australia Limited to advise that it is withholding the refund of these franking credits, whilst it considers their entitlement to the refund. If the University is unable to receive a refund of these franking credits this receivable will be derecognised through other comprehensive income.



13. Receivables (continued)

(a) Impaired receivables

Movements in the Trade debtors provision for impaired receivables are as follows:

	Consolidated	
	2022	2021
	\$'000	\$'000
At 1 January	643	252
Provision for impairment recognised during the year	1,319	569
Receivables written-off during the year as uncollectible	(50)	(103)
Unused amount reversed and debts collected	(470)	(75)
At 31 December	1,442	643

Movements in the Student fees provision for impaired receivables are as follows:

	Consolidated	
	2022	2021
	\$'000	\$'000
At 1 January	3,117	2,289
Provision for impairment recognised during the year	523	1,266
Receivables written-off during the year as uncollectible	(631)	(417)
Unused amount reversed and debts collected	(24)	(21)
At 31 December	2,985	3,117

The creation and release of the provision for impaired receivables has been included in 'Bad and doubtful debts expense' in the Statement of Comprehensive Income. Amounts charged to the provision account are written-off when there is no expectation of recovering additional cash.

The other amounts within receivables do not contain impaired assets and are not past due. Based on credit history, it is expected that these amounts will be received when due.

(b) Foreign exchange and interest rate risk

The carrying amount of the Group's receivables are denominated in Australian Dollars.

(c) Fair value and credit risk

Due to the short-term nature of these receivables, their carrying amount is assumed to approximate their fair value.



13. Receivables (continued)

Accounting Policy

Trade debtors are recognised initially at fair value and subsequently measured at amortised cost using the effective interest method, less provision for impairment. Trade debts are generally due for settlement no more than 14 days from the date that invoice was issued for domestic Australian debtors, and no more than 30 days for Overseas/International debtors. Any exceptions to these payment terms for both Domestic & International debtors, are approved by the Director of the local area and also by the Chief Financial Officer, after reviewing the business reasons for the extended terms. The exceptions are very few in number.

Student fees are recognised initially at fair value as at census date and are collectable at that point. Periodically these receivables are adjusted for any provision for impairment.

Collectability of receivables is reviewed on an ongoing basis and the assessment of the provision for impaired receivables included consideration of the expected credit losses in accordance with AASB 9 *Financial Instruments*. Individual trade debtors and student fee receivables are assessed for impairment, considering both historic and future factors where possible including the age of the debt, the circumstances of the debtor, experience with similar debt types and current economic circumstances. In addition, both trade debtors and student fee receivables are evaluated for impairment based upon past due status and historical collection experience. Debts which are known to be uncollectible are written off. A provision for doubtful debts is established when there is objective evidence that the University will not be able to collect all amounts due according to the original terms of receivables.

The other amounts within receivables do not contain impaired assets and are not past due. Based on credit history, it is expected that these amounts will be received when due.

14. Investments accounted for using the equity method

The University has no material investments in associates or joint venture entities which would be accounted for in the consolidated financial statements using the equity method of accounting.

15. Other financial assets

	Note	Consolidated		University	
		2022	2021	2022	2021
		\$'000	\$'000	\$'000	\$'000
Current					
Equity instruments designated at fair value through other comprehensive income		-	31,725	-	31,725
Accrued Income		4,919	1,135	4,919	1,135
Total current other financial assets		4,919	32,860	4,919	32,860
Non-current					
Equity instruments designated at fair value through other comprehensive income		31,980	62,924	27,581	57,521
Shares in subsidiaries	32	-	-	6,959	8,475
Total non-current other financial assets		31,980	62,924	34,540	65,996
Total other financial assets		36,899	95,784	39,459	98,856

During 2021, Education Australia Limited shares in IDP Education Limited (IDP) were returned to the 38 University shareholders via a Liquidity Transaction involving an in-specie distribution of IDP shares and cash proceeds.

This resulted in the distribution of 1.8 million IDP shares valued at \$53.10 million (included within Equity instruments designated at fair value through other comprehensive income). 50% of the IDP shares received were subject to a six month escrow period, whilst the remaining 50% of IDP shares received were subject to a twelve month escrow period.

At the completion of each escrow period during 2022, the IDP shares were sold. The cash proceeds received from the sale of the 1.8 million IDP shares were \$51.87 million.

Accounting Policy
Shares in subsidiaries

Investments in all wholly-owned subsidiaries are recorded at fair value. Where an estimate of fair value is not readily available, the Net Assets of the subsidiary are used as a proxy for fair value.

Equity Instruments designated at fair value through other comprehensive income

The University invests in shares, fixed interest, property trusts and managed funds known as Investments. These investments are classified as Equity instruments designated at fair value through other comprehensive income in accordance with AASB 9 *Financial Instruments*.

These Investments are included in non-current assets unless management intends to dispose of the Investment within 12 months of the balance sheet date. Purchases and sales of Investments are recognised on trade date (the date on which the University commits to purchase or sell the asset). Investments are initially recognised at fair value. Investments are derecognised when the rights to receive cash flows from them have expired or have been transferred and the University has transferred substantially all the risks and rewards of ownership.

Unrealised gain or loss arising from changes in the fair value of investments are recognised in other comprehensive income under Gain / (Loss) on equity instruments designated at fair value through other comprehensive income.

Realised gain or loss arising from the sale of investments are recognised in other comprehensive income under Gain / (Loss) on equity instruments designated at fair value through other comprehensive income.

**15. Other financial assets (continued)****Accounting Policy (continued)**

Only dividends are recognised in the income statement when the right of payment has been established unless when it is part of a recovery of cost in which case it is recognised in other comprehensive income.

Since these investments are designated at fair value through other comprehensive income they are not subject to impairment assessment. These investments are adjusted annually to fair value through other comprehensive income.

The Realised and Unrealised Gain / (Loss) on Equity instruments designated at fair value through other comprehensive income were:

	Consolidated		University	
	2022	2021	2022	2021
	\$'000	\$'000	\$'000	\$'000
Realised Gain/(Loss)	52,300	95	52,300	95
Unrealised Gain/(Loss)	(68,057)	46,232	(68,382)	47,761
Total	(15,757)	46,327	(16,082)	47,856

16. Other non-financial assets

	Consolidated		University	
	2022	2021	2022	2021
	\$'000	\$'000	\$'000	\$'000
Current				
Prepayments	23,511	18,760	23,509	18,743
Other	134	41	134	41
Total other non-financial assets	23,645	18,801	23,643	18,784

17. Non-current assets classified as held for sale

	Consolidated		University	
	2022	2021	2022	2021
	\$'000	\$'000	\$'000	\$'000
Non-current assets held for sale				
Other assets	-	1,000	-	1,000
Total non-current assets classified as held for sale	-	1,000	-	1,000

Accounting Policy

Non-current assets are classified as held for sale and stated at the lower of their carrying amount and fair value less costs to sell if their carrying amount will be recovered principally through a sale transaction rather than through continuing use.

Non-current assets are not depreciated or amortised while they are classified as held for sale.

Non-current assets classified as held for sale are presented separately from the other assets in the statement of financial position.



18. Property, plant and equipment

	Capital Works in Progress	Land	Buildings	Plant and equipment	Plant and equipment in progress	Leasehold improvements	Art collection	Infrastructure	Subtotal (owned)	Subtotal Right-of-use assets	Total
University	\$'000	\$'000	\$'000	\$'000	\$'000	\$'000	\$'000	\$'000	\$'000	\$'000	\$'000
At 1 January 2021											
- Cost	211	-	3,531	119,481	3,307	8,679	-	1,298	136,507	19,179	155,686
- Valuation	-	184,444	1,437,631	-	-	-	3,823	100,035	1,725,933	-	1,725,933
Accumulated depreciation and impairment	-	(254)	(624,782)	(79,231)	-	(7,691)	-	(56,083)	(768,041)	(4,989)	(773,030)
Net book amount	211	184,190	816,380	40,250	3,307	988	3,823	45,250	1,094,399	14,190	1,108,589
Year ended 31 December 2021											
Opening net book amount	211	184,190	816,380	40,250	3,307	988	3,823	45,250	1,094,399	14,190	1,108,589
Additions	5,577	23	260	4,165	2,608	-	10	-	12,643	405	13,048
Disposals	-	-	-	(37)	-	-	(5)	-	(42)	-	(42)
Reclassifications	(2,989)	-	2,557	2,909	(2,909)	-	-	432	-	-	-
Assets included in a disposal group classified as held for sale and other disposals	-	-	-	-	-	-	(1,000)	-	(1,000)	-	(1,000)
Revaluation surplus	-	-	-	-	-	-	265	-	265	-	265
Impairment loss in income	-	-	-	109	-	-	-	-	109	-	109
Amortisation / Depreciation charge	-	(60)	(26,164)	(9,696)	-	(362)	-	(2,139)	(38,421)	(2,562)	(40,983)
Other changes, movements	-	-	-	-	(398)	-	-	-	(398)	(153)	(551)
Closing net book amount	2,799	184,153	793,033	37,700	2,608	626	3,093	43,543	1,067,555	11,880	1,079,435
At 31 December 2021											
- Cost	2,799	23	6,349	121,882	2,608	8,679	10	1,730	144,080	18,675	162,755
- Valuation	-	184,444	1,437,631	-	-	-	3,083	100,035	1,725,193	-	1,725,193
Accumulated amortisation / depreciation and impairment	-	(314)	(650,947)	(84,182)	-	(8,053)	-	(58,222)	(801,718)	(6,795)	(808,513)
Net book amount	2,799	184,153	793,033	37,700	2,608	626	3,093	43,543	1,067,555	11,880	1,079,435



18. Property, plant and equipment (continued)

	Capital Works in Progress	Land	Buildings	Plant and equipment	Plant and equipment in progress	Leasehold improvements	Art collection	Infrastructure	Subtotal (owned)	Subtotal Right-of-use assets	Total
University Year ended 31 December 2022	\$'000	\$'000	\$'000	\$'000	\$'000	\$'000	\$'000	\$'000	\$'000	\$'000	\$'000
Opening net book amount	2,799	184,153	793,033	37,700	2,608	626	3,093	43,543	1,067,555	11,880	1,079,435
Additions	18,063	4,747	643	6,825	2,142	-	-	-	32,420	1,993	34,413
Disposals	-	-	-	(96)	-	-	-	-	(96)	-	(96)
Reclassifications	(18,629)	-	17,280	3,158	(2,257)	-	-	448	-	-	-
Revaluation surplus	-	32,621	80,077	-	-	-	-	5,343	118,041	-	118,041
Impairment loss in income	-	-	-	(389)	-	-	-	-	(389)	-	(389)
Amortisation / Depreciation charge	-	(60)	(26,274)	(9,683)	-	(327)	-	(2,148)	(38,492)	(2,584)	(41,076)
Other changes, movements	(2)	-	-	-	(192)	-	-	-	(194)	-	(194)
Closing net book amount	2,231	221,461	864,759	37,515	2,301	299	3,093	47,186	1,178,845	11,289	1,190,134
At 31 December 2022											
- Cost	2,231	-	-	126,121	2,301	8,679	-	-	139,332	20,343	159,675
- Valuation	-	221,890	1,608,359	-	-	-	3,093	116,260	1,949,602	-	1,949,602
Accumulated amortisation / depreciation and impairment	-	(429)	(743,600)	(88,606)	-	(8,380)	-	(69,074)	(910,089)	(9,054)	(919,143)
Net book amount	2,231	221,461	864,759	37,515	2,301	299	3,093	47,186	1,178,845	11,289	1,190,134



18. Property, plant and equipment (continued)

	Capital Works in Progress	Land	Buildings	Plant and equipment	Plant and equipment in progress	Leasehold improvements	Art collection	Infrastructure	Subtotal (owned)	Subtotal Right- of-use assets	Total
Consolidated	\$'000	\$'000	\$'000	\$'000	\$'000	\$'000	\$'000	\$'000	\$'000	\$'000	\$'000
At 1 January 2021											
- Cost	211	-	3,531	119,525	3,307	8,679	-	1,298	136,551	19,179	155,730
- Valuation	-	184,444	1,437,631	-	-	-	3,823	100,035	1,725,933	-	1,725,933
Accumulated amortisation / depreciation and impairment	-	(254)	(624,782)	(79,249)	-	(7,691)	-	(56,083)	(768,059)	(4,989)	(773,048)
Net book amount	211	184,190	816,380	40,276	3,307	988	3,823	45,250	1,094,425	14,190	1,108,615
Year ended 31 December 2021											
Opening net book amount	211	184,190	816,380	40,276	3,307	988	3,823	45,250	1,094,425	14,190	1,108,615
Additions	5,577	23	260	4,168	2,608	-	10	-	12,646	405	13,051
Disposals	-	-	-	(37)	-	-	(5)	-	(42)	-	(42)
Reclassifications	(2,989)	-	2,557	2,909	(2,909)	-	-	432	-	-	-
Assets included in a disposal group classified as held for sale and other disposals	-	-	-	-	-	-	(1,000)	-	(1,000)	-	(1,000)
Revaluation surplus	-	-	-	-	-	-	265	-	265	-	265
Impairment loss in income	-	-	-	109	-	-	-	-	109	-	109
Amortisation / Depreciation charge	-	(60)	(26,164)	(9,711)	-	(362)	-	(2,139)	(38,436)	(2,562)	(40,998)
Other changes, movements	-	-	-	-	(398)	-	-	-	(398)	(153)	(551)
Closing net book amount	2,799	184,153	793,033	37,714	2,608	626	3,093	43,543	1,067,569	11,880	1,079,449
At 31 December 2021											
- Cost	2,799	23	6,349	122,019	2,608	8,679	10	1,730	144,217	18,675	162,892
- Valuation	-	184,444	1,437,631	-	-	-	3,083	100,035	1,725,193	-	1,725,193
Accumulated amortisation / depreciation and impairment	-	(314)	(650,947)	(84,305)	-	(8,053)	-	(58,222)	(801,841)	(6,795)	(808,636)
Net book amount	2,799	184,153	793,033	37,714	2,608	626	3,093	43,543	1,067,569	11,880	1,079,449



18. Property, plant and equipment (continued)

	Capital Works in Progress	Land	Buildings	Plant and equipment	Plant and equipment in progress	Leasehold improvements	Art collection	Infrastructure	Subtotal (owned)	Subtotal Right- of-use assets	Total
	\$'000	\$'000	\$'000	\$'000	\$'000	\$'000	\$'000	\$'000	\$'000	\$'000	\$'000
Consolidated Year ended 31 December 2022											
Opening net book amount	2,799	184,153	793,033	37,714	2,608	626	3,093	43,543	1,067,569	11,880	1,079,449
Additions	18,063	4,747	643	6,825	2,142	-	-	-	32,420	1,993	34,413
Disposals	-	-	-	(104)	-	-	-	-	(104)	-	(104)
Reclassifications	(18,629)	-	17,280	3,158	(2,257)	-	-	448	-	-	-
Revaluation surplus	-	32,621	80,077	-	-	-	-	5,343	118,041	-	118,041
Impairment loss in income	-	-	-	(389)	-	-	-	-	(389)	-	(389)
Amortisation / Depreciation charge	-	(60)	(26,274)	(9,689)	-	(327)	-	(2,148)	(38,498)	(2,584)	(41,082)
Other changes, movements	(2)	-	-	-	(192)	-	-	-	(194)	-	(194)
Closing net book amount	2,231	221,461	864,759	37,515	2,301	299	3,093	47,186	1,178,845	11,289	1,190,134
At 31 December 2022											
- Cost	2,231	-	-	126,121	2,301	8,679	-	-	139,332	20,343	159,675
- Valuation	-	221,890	1,608,359	-	-	-	3,093	116,260	1,949,602	-	1,949,602
Accumulated amortisation / depreciation and impairment	-	(429)	(743,600)	(88,606)	-	(8,380)	-	(69,074)	(910,089)	(9,054)	(919,143)
Net book amount	2,231	221,461	864,759	37,515	2,301	299	3,093	47,186	1,178,845	11,289	1,190,134



18. Property, plant and equipment (continued)

Accounting Policy

Initial recognition and measurement

Assets with a useful life of more than 12 months and an acquisition cost of more than \$10,000 are initially capitalised at cost. Costs incurred on Plant and equipment which do not meet the capitalisation criteria are expensed as incurred. Following initial recognition at cost Land, Buildings, Infrastructure and Art collection are carried at fair value.

Subsequent capital costs are included in the asset's carrying amount or recognised as a separate asset as appropriate, only when it is probable that future economic benefits associated with the item will flow to the Group and the cost of the item can be measured reliably. All other repairs and maintenance costs are charged to the Statement of Comprehensive Income during the financial period in which they are incurred.

All other property, plant and equipment is stated at historical cost less depreciation.

Revaluations

Independent valuations of Land, Buildings and Infrastructure are performed every three years to ensure that the carrying amount does not differ materially from the asset's fair value at the balance date.

The Art collection is internally valued every three years by the Director: Samstag Museum of Art considering current sales and auctions of works by the same artist and / or similar genre.

Revaluation surpluses have been credited to the asset revaluation reserve included in the equity section of the statement of financial position. Revaluation increments and decrements are offset against one another within asset classes, but not otherwise. Refer to Note 39(c) for information regarding revaluations.

Land

Land occupied by the University is either owned by the University or by the State Government. All land is recognised on the basis that the University effectively controls the land occupied.

Land includes \$78.61 million (2021: \$66.17 million) of Crown Lands and \$6.37 million (2021: \$5.60 million) of Land under Finance Lease. The University has restrictions on the above land by application of the University of South Australia Act, 1990 Section 6(3).

Impairment of assets

Assets are reviewed for impairment whenever events or changes in circumstances indicate that the carrying amount may not be recoverable. An impairment loss is recognised for the amount by which the asset's carrying amount exceeds its recoverable amount. The recoverable amount is the higher of an asset's fair value less costs to sell and value in use.

**18. Property, plant and equipment (continued)****Accounting Policy (continued)****Depreciation**

Land (excluding Land under finance lease), Art collection and Buildings under construction are not depreciated. Depreciation, where applicable, is calculated on a straight-line basis to allocate the written down current cost of an asset over its estimated remaining useful life.

Assets class	Useful Life
Property:	
Buildings	30 - 160 years
Infrastructure	25 - 50 years
Land under finance lease	99 years
Leasehold improvements	1 - 14 years
Plant and equipment:	
IT infrastructure	5 years
IT other	3 years
Motor vehicles	5 years
Other	10 years
Right-of-use assets:	
Buildings	1 - 17 years
Plant and equipment	1 - 5 years

The assets' residual values and useful lives are reviewed, and adjusted if appropriate, at the end of each reporting period.

18. Property, plant and equipment (continued)

(a) Right-of-use assets

Information about leases where the University is a lessee is presented below:

	Consolidated		University	
	2022	2021	2022	2021
	\$'000	\$'000	\$'000	\$'000
Right-of-use assets				
Buildings				
Opening Balance	11,465	13,661	11,465	13,661
Additions of right-of-use assets	1,286	85	1,286	85
Other changes, movements	-	(153)	-	(153)
Depreciation charge	(2,244)	(2,128)	(2,244)	(2,128)
At 31 December 2022	10,507	11,465	10,507	11,465
Plant and Equipment				
Opening Balance	415	529	415	529
Additions of right-of-use assets	707	320	707	320
Depreciation charge	(340)	(434)	(340)	(434)
At 31 December 2022	782	415	782	415
Total right-of-use assets	11,289	11,880	11,289	11,880

Accounting Policy

Assessment of whether a contract is, or contains, a lease

At inception of a contract, the University assesses whether a contract is, or contains a lease. A contract is, or contains a lease if the contract conveys a right to control the use of an identified asset for a period of time in exchange for consideration.

The University assesses whether:

- (a) The contract involves the use of an identified asset. The asset may be explicitly or implicitly specified in the contract.
- (b) The customer has the right to obtain substantially all of the economic benefits from the use of the asset throughout the period of use.
- (c) The customer has the right to direct the use of the asset throughout the period of use. The customer is considered to have the right to direct the use of the asset only if either:
 - i. The customer has the right to direct how and for what purpose the identified asset is used throughout the period of use; or
 - ii. The relevant decisions about how and for what purposes the asset is used is predetermined and the customer has the right to operate the asset, or the customer designed the asset in a way that predetermines how and for what purpose the asset will be used throughout the period of use.

18. Property, plant and equipment (continued)

Accounting Policy (continued)

Accounting for leases - University as lessee

In contracts where the University is a lessee, the University recognises a right-of-use asset and a lease liability at the commencement date of the lease, unless the short-term or low-value exemption is applied.

Right-of-use asset

A right-of-use asset is initially measured at cost comprising the initial measurement of the lease liability adjusted for any lease payments made before the commencement date (reduced by lease incentives received), plus initial direct costs incurred in obtaining the lease and an estimate of costs to be incurred in dismantling and removing the underlying asset, restoring the site on which it is located or restoring the underlying asset to the condition required by the terms and conditions of the lease.

A right-of-use asset associated with land and buildings is subsequently measured at fair value. All other property, plant and equipment are measured as described in the accounting policy for property, plant and equipment in Note 18.

19. Intangible assets

	Intangibles in progress \$'000	Other intangible assets \$'000	Total \$'000
University			
At 1 January 2021			
Cost	467	15,633	16,100
Accumulated amortisation and impairment	-	(12,857)	(12,857)
Net book amount	467	2,776	3,243
Year ended 31 December 2021			
Opening net book amount	467	2,776	3,243
Additions	640	-	640
Reclassifications	(458)	458	-
Amortisation	-	(1,367)	(1,367)
Closing net book amount	649	1,867	2,516
At 31 December 2021			
Cost	649	16,091	16,740
Accumulated amortisation and impairment	-	(14,224)	(14,224)
Net book amount	649	1,867	2,516
Year ended 31 December 2022			
Opening net book amount	649	1,867	2,516
Additions	138	-	138
Amortisation	-	(1,093)	(1,093)
Closing net book amount	787	774	1,561
At 31 December 2022			
Cost	787	16,051	16,838
Accumulated amortisation and impairment	-	(15,277)	(15,277)
Net book amount	787	774	1,561

19. Intangible assets (continued)

	Intangibles in progress	Other intangible assets	Total
	\$'000	\$'000	\$'000
Consolidated			
At 1 January 2021			
Cost	467	15,633	16,100
Accumulated amortisation and impairment	-	(12,857)	(12,857)
Net book amount	467	2,776	3,243
Year ended 31 December 2021			
Opening net book amount	467	2,776	3,243
Additions	640	-	640
Reclassifications	(458)	458	-
Amortisation	-	(1,367)	(1,367)
Closing net book amount	649	1,867	2,516
At 31 December 2021			
Cost	649	16,091	16,740
Accumulated amortisation and impairment	-	(14,224)	(14,224)
Net book amount	649	1,867	2,516
Year ended 31 December 2022			
Opening net book amount	649	1,867	2,516
Additions	138	-	138
Amortisation	-	(1,093)	(1,093)
Closing net book amount	787	774	1,561
At 31 December 2022			
Cost	787	16,051	16,838
Accumulated amortisation and impairment	-	(15,277)	(15,277)
Net book amount	787	774	1,561

For the year ended 31 December 2022, \$0.79 million (2021: \$0.65 million) of costs incurred in implementing Software as a Service (SaaS) arrangements were recognised as intangible assets.

Accounting Policy

Expenditure on research activities, undertaken with the prospect of obtaining new scientific or technical knowledge and understanding, is recognised in the Statement of Comprehensive Income as an expense when incurred.

With respect to internally generated Intangible assets, expenditure on development activities is capitalised if the product or service is technically and commercially feasible and adequate resources are available to complete development. The expenditure capitalised comprises all directly-attributable costs, including costs of materials, services, direct labour and an appropriate proportion of overheads where the University has control over the expected benefits. Other development expenditure is recognised in the Statement of Comprehensive Income as an expense as incurred. Capitalised development expenditure is recognised at cost less accumulated amortisation.

Amortisation is calculated using the straight line method to allocate the cost over the period of the expected benefit, which is currently between 4 and 7 years.

Intangibles in progress represent capitalised expenditure where the project was incomplete at balance date. The expenditure is capitalised upon the completion of the project.


19. Intangible assets (continued)
Accounting Policy (continued)

Intangible assets that have an indefinite useful life are not subject to amortisation and are tested annually for impairment, or more frequently if events or changes in circumstances indicate that they might be impaired.

20. Payables

		Consolidated		University	
		2022	2021	2022	2021
	Note	\$'000	\$'000	\$'000	\$'000
Current					
Trade creditors*		21,279	25,217	21,139	24,620
Accrued salaries		13,366	12,652	13,366	12,635
OS-HELP liability to Australian Government	40(g)	-	2,013	-	2,013
Total current payables		34,645	39,882	34,505	39,268
Total payables		34,645	39,882	34,505	39,268

Accounting Policy

* These amounts represent liabilities for goods and services provided to the Group prior to the end of financial year which are unpaid. The amounts are unsecured and are usually paid within 30 days of recognition. Accrued expenses relate to expenses incurred not yet invoiced.

21. Lease liabilities

		Consolidated		University	
		2022	2021	2022	2021
		\$'000	\$'000	\$'000	\$'000
Current					
Lease liabilities		2,612	2,313	2,612	2,313
Total current lease liabilities		2,612	2,313	2,612	2,313
Non-current					
Lease liabilities		10,019	10,775	10,019	10,775
Total non-current lease liabilities		10,019	10,775	10,019	10,775
Total lease liabilities		12,631	13,088	12,631	13,088

**21. Lease liabilities (continued)****Financing arrangements****Maturity analysis - undiscounted contractual cash flows (Lease liabilities)**

	Consolidated		University	
	2022	2021	2022	2021
	\$'000	\$'000	\$'000	\$'000
Less than one year	3,051	2,783	3,051	2,783
One to five years	9,296	9,806	9,296	9,806
More than 5 years	1,720	2,287	1,720	2,287
Total undiscounted contractual cash flows	14,067	14,876	14,067	14,876

The University has no loans.

Unrestricted access was available at reporting date to the following lines of credit:

	Consolidated		University	
	2022	2021	2022	2021
	\$'000	\$'000	\$'000	\$'000
Credit standby arrangements				
Total facilities				
Credit card facility	3,000	3,000	3,000	3,000
Documentary letter of credit facility	200	200	200	200
Bank guarantee	5,100	5,100	5,100	5,100
Overseas bills purchased facility	1,000	1,000	1,000	1,000
Total credit standby arrangements	9,300	9,300	9,300	9,300
Used at balance date				
Credit card facility	918	5	918	5
Documentary letter of credit facility	-	-	-	-
Bank guarantee	1,600	1,600	1,600	1,600
Overseas bills purchased facility	-	-	-	-
Total used at balance date	2,518	1,605	2,518	1,605
Unused at balance date				
Credit card facility	2,082	2,995	2,082	2,995
Documentary letter of credit facility	200	200	200	200
Bank guarantee	3,500	3,500	3,500	3,500
Overseas bills purchased facility	1,000	1,000	1,000	1,000
Total unused at balance date	6,782	7,695	6,782	7,695

**22. Provisions**

	Consolidated		University	
	2022	2021	2022	2021
	\$'000	\$'000	\$'000	\$'000
Current provisions expected to be settled within 12 months				
Annual leave*	21,621	20,694	21,621	20,591
Long service leave**	10,811	9,650	10,811	9,551
Workers' compensation liability***	261	272	261	272
	32,693	30,616	32,693	30,414
Current provisions expected to be settled after more than 12 months				
Annual leave*	9,662	8,965	9,662	8,965
Long service leave**	47,058	45,678	47,058	45,678
	56,720	54,643	56,720	54,643
Total current provisions	89,413	85,259	89,413	85,057
Non-current				
Long service leave**	11,299	15,070	11,299	15,070
Workers' compensation liability***	323	365	323	365
Total non-current provisions	11,622	15,435	11,622	15,435
Total provisions	101,035	100,694	101,035	100,492

Movements in the Workers' compensation liability are set out below:

	Consolidated		University	
	2022	2021	2022	2021
	\$'000	\$'000	\$'000	\$'000
Carrying amount at start of year	637	853	637	853
Additional provisions recognised	403	429	403	429
Amounts used	(436)	(339)	(436)	(339)
Unused amounts reversed	-	(304)	-	(304)
Decrease in discounted amount	(20)	(2)	(20)	(2)
Carrying amount at end of year	584	637	584	637



22. Provisions (continued)

Accounting Policy

*Annual leave

The annual leave liability is independently calculated each year in accordance with AASB 119 *Employee Benefits*. The last update was performed at 31 December 2022 by Deborah Jones, FIAA of Brett & Watson Pty Ltd.

The employees' entitlement to annual leave expected to be settled within twelve months of the end of the reporting period has been calculated at the amounts expected to be paid when liabilities are settled. Where the employees' entitlement to annual leave is not expected to be settled within 12 months of the end of the reporting period, the provision has been discounted to present values.

Sick leave

No provision has been made for sick leave as all sick leave is non-vesting and the average sick leave taken in future years by employees is estimated to be less than the annual entitlement of sick leave.

**Long service leave

The long service leave liability is independently actuarially estimated each year in accordance with AASB 119 *Employee Benefits*. The last update was performed at 31 December 2022 by Deborah Jones, FIAA of Brett & Watson Pty Ltd.

The liability for long service leave is recognised in the provision for employee benefits and measured as the present value of expected future payments to be made in respect of services provided by employees up to the reporting date. Consideration is given to expected future wage and salary levels, experience of employee departures and periods of service. Expected future payments are discounted using market yields at the reporting date on national Government bonds with terms to maturity that match, as closely as possible, the estimated future cash outflows. The long service leave liability includes associated on-costs.

Liabilities for employees' entitlements, which are expected to be settled after twelve months are discounted using market yields at the reporting date on national Government bonds with terms to maturity that match, as closely as possible, the estimated future cash outflows. The discount rate used for the 2022 valuation is 4.1% (2021: 1.8%).

***Workers' compensation

The University is responsible for payment of workers' compensation.

The provision for workers' compensation is independently actuarially estimated each year. The last update was performed at 31 December 2022 by Brett & Watson Pty Ltd using Case Estimation Methodology. Under this methodology, consideration is given to individual case estimates of all open claims plus an allowance for incurred but not reported claims, re-opening of claims regarded as closed and unforeseen escalation of case estimates as more information becomes available.

23. Contract liabilities

	Consolidated		University	
	2022	2021	2022	2021
	\$'000	\$'000	\$'000	\$'000
Current				
Commonwealth and State Government grants	27,090	29,932	27,090	29,932
Income in Advance on incomplete projects	15,638	15,606	15,638	15,606
Student fees and charges in advance	27,507	16,347	27,507	16,347
Other	5,456	2,989	5,456	2,989
Total current contract liabilities	75,691	64,874	75,691	64,874
Non-current				
Commonwealth and State Government grants	15,715	17,364	15,715	17,364
Income in Advance on incomplete projects	9,071	9,053	9,071	9,053
Other	3,165	1,734	3,165	1,734
Total non-current contract liabilities	27,951	28,151	27,951	28,151
Total contract liabilities	103,642	93,025	103,642	93,025

Accounting Policy

Commonwealth and State Government Grants represents Australian Government Grants received and represents funding received but not spent as detailed in Note 1(f) accounting policy.

Income in advance on incomplete projects represents grants and contracts received from other sources and represents the amounts received but not spent.

24. Other liabilities

	Consolidated		University	
	2022	2021	2022	2021
	\$'000	\$'000	\$'000	\$'000
Current				
Funds held on behalf of external entities	1,325	1,428	1,299	1,369
Student fees and charges in advance	2,597	2,204	2,597	2,204
Commonwealth and State Government unspent financial assistance	9,733	9,951	9,733	9,951
Other	1,166	117	1,166	118
Total current other liabilities	14,821	13,700	14,795	13,642
Non-current				
Commonwealth and State Government unspent financial assistance	2,646	-	2,646	-
Total non-current other liabilities	2,646	-	2,646	-
Total other liabilities	17,467	13,700	17,441	13,642


24. Other liabilities (continued)
Accounting Policy

Funds held on behalf of external entities are amounts held by the University on behalf of a number of external entities. As at balance date, the funds held are included in cash and cash equivalents and a corresponding liability is included in other liabilities above.

Commonwealth and State Government unspent financial assistance represents Australian Government Grants received which the University regards as reciprocal and represents funding received but not spent.

25. Reserves

	Consolidated		University	
	2022	2021	2022	2021
	\$'000	\$'000	\$'000	\$'000
Property, plant and equipment revaluation surplus				
Land, Buildings and Infrastructure	381,191	263,150	381,191	263,150
Art collection	652	1,647	652	1,647
	381,843	264,797	381,843	264,797
Equity instruments designated at fair value through other comprehensive income	3,258	71,315	5,459	73,841
Total reserves	385,101	336,112	387,302	338,638

The University has three reserves. The Land, Buildings and Infrastructure reserve records revaluations in Land, Buildings and Infrastructure, the Art collection reserve records revaluations in the Art collection and the Equity instruments designated at fair value through other comprehensive income records revaluations in Investments.

26. Key management personnel disclosures
(a) Names of responsible persons

The following persons were responsible persons of the University during the 2022 year. Council members include University employees who may be ex-officio members or elected staff members.

2022 Council Members

Ms Pauline Carr, Chancellor
 Professor David Lloyd, Vice Chancellor and President
 Hon John Hill, Deputy Chancellor
 Mr Jim Hazel, Pro Chancellor
 Mr Michael Abbott AO KC
 Mr Ayrton Hogan
 Dr Kit MacFarlane
 Ms Vanessa Matthews
 Professor Caroline McMillen AO
 Mr William (Bill) Muirhead AO
 Ms Mary Patetsos AM
 Ms Nicolle Rantanen Reynolds
 Mr Ian Smith AM
 Mr Isaac Solomon
 Professor Vicki Waye
 Mr Jim Whalley



26. Key management personnel disclosures (continued)

(a) Names of responsible persons (continued)

2022 University Enterprise Leadership Team

Professor David Lloyd, Vice Chancellor and President

Professor Joanne Cys

Professor Marnie Hughes-Warrington AO

Mr Paul Beard

Ms Jane Booth

Mr Tom Steer

(b) Remuneration of key management personnel

	Consolidated		University	
	2022	2021	2022	2021
	Number	Number	Number	Number
Remuneration of Council members				
Nil	4	4	4	4
\$10,000 to \$19,999	1	-	1	-
\$20,000 to \$29,999	7	8	7	8
\$30,000 to \$39,999	1	-	1	-
\$40,000 to \$49,999	2	2	2	2
\$80,000 to \$89,999	1	1	1	1
	16	15	16	15

Remuneration received and receivable by Council members for their services as Council members was \$356,473 (2021: \$341,145). The total remuneration received and receivable by Council members in their position as Council members and as Directors of subsidiary companies was \$356,473 (2021: \$341,145).


26. Key management personnel disclosures (continued)
(b) Remuneration of key management personnel (continued)

	Consolidated		University	
	2022	2021	2022	2021
	Number	Number	Number	Number
Remuneration of executive officers				
\$210,000 to \$219,999	-	1	-	1
\$280,000 to \$289,999	-	1	-	1
\$390,000 to \$399,999	-	1	-	1
\$410,000 to \$419,999	1	-	1	-
\$460,000 to \$469,999	-	1	-	1
\$470,000 to \$479,999	1	-	1	-
\$480,000 to \$489,999	1	-	1	-
\$570,000 to \$579,999	-	1	-	1
\$590,000 to \$599,999	1	-	1	-
\$670,000 to \$679,999	-	1	-	1
\$680,000 to \$689,999	1	-	1	-
\$740,000 to \$749,999	-	1	-	1
\$1,210,000 to \$1,219,999	-	1	-	1
\$1,400,000 to \$1,409,999	1	-	1	-
	6	8	6	8

Total remuneration paid to the Vice Chancellor during the 2022 reporting period was \$1.401 million (2021: \$1.219 million) and included a deferred benefit payment of \$0.178m accumulated over 3 years.

Executive officers are defined as the Vice Chancellor and President, and the University's Enterprise Leadership Team. The remuneration includes all normal salary, leave, allowances and other benefits paid during the reporting year. No executive received any remuneration from the University other than by way of salary and related benefits from a normal employment relationship.

(c) Executive officers' compensation

	Consolidated		University	
	2022	2021	2022	2021
	\$'000	\$'000	\$'000	\$'000
Short-term employee benefits	3,823	4,141	3,823	4,141
Post-employment benefits	228	321	228	321
Other long-term benefits	-	112	-	112
Total executive officers' compensation	4,051	4,574	4,051	4,574



26. Key management personnel disclosures (continued)

(d) Related party transactions

From time to time key management personnel have interests or positions in entities with which the University conducts business. In all cases transactions with these entities are undertaken during the ordinary course and under normal trading terms.

27. Remuneration of auditors

During the year, the following fees were paid for services provided by the auditor of the University, its related practices and non-related audit firms:

	Consolidated		University	
	2022	2021	2022	2021
	\$'000	\$'000	\$'000	\$'000
Audit of the Financial Statements				
Fees paid to Auditor-General's Department	273	283	273	283
Fees paid to other auditors	17	15	-	-
Other audit and assurance services				
Fees paid to other auditors	67	56	60	56
Total paid for audit	357	354	333	339

Audit fees paid / payable to the Auditor-General's Department relating to work performed under Section 19 of the University of South Australia Act 1990 in 2022 were \$0.27m (2021: \$0.28m).

28. Contingencies

The University has no material contingent liabilities or assets.

29. Commitments

(a) Capital commitments

Capital expenditure contracted for at the reporting date but not recognised as liabilities is as follows:

	Consolidated		University	
	2022	2021	2022	2021
	\$'000	\$'000	\$'000	\$'000
Property, plant and equipment:				
Within one year	11,513	5,188	11,513	5,188
Total Property, plant and equipment commitments	11,513	5,188	11,513	5,188

Property, plant and equipment commitments represent capital works project expenditure.

(b) Other expenditure commitments

Commitments for other expenditure in existence at the reporting date but not recognised as liabilities, are payable as follows:

	Consolidated		University	
	2022	2021	2022	2021
	\$'000	\$'000	\$'000	\$'000
Within one year	19,066	11,036	19,066	11,036
Between one and five years	10,713	9,106	10,713	9,106
Later than five years	3,801	2,104	3,801	2,104
Total other expenditure commitments	33,580	22,246	33,580	22,246

Other expenditure commitments includes contributions to Co-operative Research Centres (CRC), cleaning, security and material commitments arising from grants received from NHMRC.

30. Related Parties

(a) Parent entities

The ultimate Australian parent entity within the Group is the University of South Australia.

(b) Subsidiaries

Interests in subsidiaries are set out in note 32.

(c) Key management personnel

Disclosures relating to directors and specified executives are set out in note 26.

(d) Transactions with related parties

The following transactions occurred during the reporting period with related parties:

	2022	2021
	\$'000	\$'000
Fees paid to subsidiaries for the provision of services under agreement	1,273	1,792



31. Superannuation plans

(a) Categories

The University contributes to a number of superannuation schemes, divided into the following categories:

- (i) UniSuper plans open to membership:
 - UniSuper Defined Benefit Plan or Accumulation Super 2
 - Accumulation Super 1
- (ii) State Government Schemes closed to future membership by University employees:
 - State Pension Scheme
 - State Lump Sum Scheme

(b) UniSuper Limited Superannuation Scheme

The employees' UniSuper plan is determined by the terms of employment and is managed by a corporate trustee, UniSuper Limited. The plan is administered by UniSuper Management Pty Ltd.

The employer contribution rate for 2022 for employees in either the Defined Benefit Division (DBD) or Accumulation Super 2 was 17% of salaries. For employees in Accumulation Super 1 the contribution rate was 10.5% for 2022.

The UniSuper DBD is a defined benefit plan under Superannuation Law but is considered to be a defined contribution plan under Accounting Standards AASB 119. As set out under paragraph 28 of AASB 119, a defined contribution plan is a plan where the employer's legal or constructive obligation is limited to the amount it agrees to contribute to the funds and the actuarial risk and investment risk fall on the employee.

Clause 34 (b) of the Trust Deed states that the "Trustee must consider whether it is in the interests of the Members of Division A and Division B as a whole to reduce the benefits payable under Division A and Division B and, if it so considers that it should reduce benefits (which may include benefits in the course of payment), it must do so on a fair and equitable basis and at a time or times it decides".

As at 30 June 2022 the assets of the DBD aggregate (i.e. entire multi-employer DBD plan) were estimated to be:

- \$5,214 million above (2021: \$5,070 million in excess) vested benefits, after allowing for various reserves. The Vested Benefits Index based on funding assumption was 121.0%. The vested benefits are benefits which are not conditional upon continued membership (or any factor other than leaving the service of the participating institution) and include the value of indexed pensions being provided by the DBD.
- \$7,895 million above (2021: \$7,339 million in excess) accrued benefits, after allowing for various reserves. The Accrued Benefits Index based on best estimate assumptions was 135.7%. The accrued benefits have been calculated as the present value of expected future benefit payments to members and indexed pensioners which arise from membership of UniSuper up to the reporting date.



31. Superannuation plans (continued)

(b) UniSuper Limited Superannuation Scheme (continued)

The vested benefit and accrued benefit liabilities were determined by the Fund's actuary using the actuarial demographic assumptions outlined in their report on the actuarial investigation of the DBD as at 30 June 2022. The financial assumptions used were:

	Vested Benefits	Accrued Benefits
Gross of tax investment return - DBD pensions	6.4% p.a.	7.4% p.a.
Gross of tax investment return - commercial rate indexed pensions	3.1% p.a.	3.1% p.a.
Net of tax investment return - non pensioner members	5.6% p.a.	6.5% p.a.
Consumer Price Index - for the next 2 years	4.0% p.a.	4.0% p.a.
Consumer Price Index - Beyond 2 years	2.5% p.a.	2.5% p.a.
Inflationary salary increases - For the next 2 years	2.75% p.a.	2.75% p.a.
Inflationary salary increases - Beyond 2 years	3.25% p.a.	3.25% p.a.

Assets have been included at their net market value, that is, after allowing for realisation costs.

(c) Super SA Superannuation plan

A number of present and past employees of the University and its predecessor institutions are members of the South Australian Superannuation Scheme. This scheme is administered by Super SA on behalf of the South Australian Superannuation Board (the Board) which is responsible for managing this scheme. The Board was established under section 5 of the *Superannuation Act 1988*. The funds are managed by the specialist investment manager, Superannuation Funds Management Corporation of South Australia (Funds SA).

Under this scheme, benefits are paid as a continuing pension or lump sum to members eligible to claim their entitlement. The Pension Scheme is a defined benefit scheme where member benefits are calculated as a percentage of final salary. Benefits are generally payable fortnightly and are indexed by Consumer Price Index (CPI). The Lump Sum Scheme is part accumulation and part defined benefit where member basic entitlements represent a refund of the member's contributions with investment returns plus a defined multiple of final salary.

Under current arrangements, Super SA pays eligible members their benefit and is reimbursed by the University for the shortfall in the employer's contribution. The Commonwealth Government fully funds the University on an emerging cost basis for the costs and recovers the State's share of the cost directly from the State Government under the Commonwealth - State Agreement. The Agreement provides that the employer component of the superannuation benefits payable to former employees of the University who were members of one of the main State Schemes, be shared.

An actuarial assessment (the Assessment) of the University's superannuation liability with respect to future benefits for current pensioners and employees was performed by Brett & Watson Pty. Ltd. as at 31 December 2022. The actuarial valuation was based on 30 June 2022 membership data which was projected to 31 December 2022 using the Projected Unit Credit Method. The University's present value of the defined benefit obligations was assessed to be \$312.20 million (2021: \$385.41 million).

The University's liability under the scheme has been partly funded by assets of \$42.18 million (2021: \$57.87 million) from 3% productivity employer contributions. This results in an unfunded liability of \$270.02 million (2021: \$327.54 million).

**31. Superannuation plans (continued)****(c) Super SA Superannuation plan (continued)**

The weighted average duration of the defined benefit obligation is 10.17 years (2021: 10.49 years). The expected maturity analysis of undisclosed benefit obligations is as follows:

	Less than 1 year \$'000	Between 1 and 2 years \$'000	Between 2 and 5 years \$'000	More than 5 years \$'000	Total \$'000
Defined Benefit obligation - 31 December 2022	28,554	28,563	82,161	326,159	465,437
Defined Benefit obligation - 31 December 2021	28,506	27,991	80,612	335,942	473,051

The analysis of the plan assets at the balance sheet date is as follows:

	2022 (%)		2021 (%)	
	Active Market	No Active Market	Active Market	No Active Market
Equity instruments	47.8	0.0	52.7	0.0
Property	1.1	16.0	1.7	14.8
Diversified Strategies Growth	6.7	12.7	1.1	14.6
Diversified Strategies Income	7.9	4.9	13.4	0.0
Cash	2.8	0.0	1.7	0.0
Total	66.3	33.6	70.6	29.4



31. Superannuation plans (continued)

(d) Amounts recognised in the Statement of Financial Position

	University	
	2022	2021
	\$'000	\$'000
Reconciliation of the present value of the defined benefit obligation		
Present value of defined benefit obligation at beginning of year	385,409	436,569
Current service cost	117	121
Interest cost	6,681	4,639
Actuarial (gain) / loss		
(c) Impact of changes in short term inflation assumptions	13,838	-
(d) Impact of changes in discount rate	(68,815)	(26,189)
(c) Experience items	2,816	(878)
Benefits and expenses paid	(27,845)	(28,853)
Present value of defined benefits obligations at end of year	312,201	385,409
Reconciliation of the fair value of the defined benefit plan assets		
Fair value of Scheme assets at start of year	57,865	57,005
Interest income	997	591
Actual return on assets less Interest income	(2,725)	6,908
Employer contributions	22,922	22,214
Benefits and expenses paid	(27,845)	(28,853)
Adjustment to assets (Accrual to Cash)	(9,036)	-
Fair value of Scheme assets at end of year	42,178	57,865
Net Liability		
Defined Benefit Obligation	312,201	385,409
Less: Fair value of plan assets	(42,178)	(57,865)
Net Liability	270,023	327,544
Defined Benefit Provision		
Current	28,600	28,500
Non-current	241,422	299,044
Total Defined Benefit Provision	270,022	327,544

The net unfunded amount of \$270.02 million (2021: \$327.54 million) has been recognised in the accounts of the University as a liability and a corresponding receivable from the Commonwealth Government. The asset and liability have been classified as current and non-current according to cash flow projections of the Assessment.



31. Superannuation plans (continued)

(d) Amounts recognised in the Statement of Financial Position (continued)

The Commonwealth Government has agreed to provide assistance under Section 20 of the *Higher Education Funding Act* to meet the additional costs in respect of State Government emerging cost schemes, where costs are in excess of funding provided for this purpose in the base operating grant.

Assumptions adopted by Brett & Watson Pty. Ltd in determining the University's liability were:

- Long term rate of increase in the Consumer Price Index (CPI) 2.0% per annum (2021 2.0%)
- Salary increases 2.5% per annum (2021 2.5%)
- Discount Rate 4.2% per annum (2021 1.8%)

These rates provide for a 0.5% real gap between long term CPI and salary increases.

The sensitivity of the defined benefit obligation to changes in the significant assumptions is:

Significant Assumption	Increase in assumption	Impact on Defined Benefit Obligation	Decrease in assumption	Impact on Defined Benefit Obligation
Discount rate	0.5%	Decrease by 3.7%	0.5%	Increase by 4.0%
Pension increase rate	0.5%	Increase by 3.3%	0.5%	Decrease by 3.2%
Mortality rate	10.0%	Decrease by 3.4%	10.0%	Increase by 3.8%

Accounting Policy

Superannuation schemes exist to provide benefits to University employees and their dependants upon resignation, retirement, disability or death. The University recognises an expense in the Statement of Comprehensive Income for contributions paid to the funded schemes and on an emerging cost basis for the unfunded schemes.

Unfunded superannuation

An arrangement exists between the Australian Government and the South Australian State Government to share the unfunded liability of the University's beneficiaries of the South Australian State Superannuation Scheme on an emerging cost basis. This arrangement is evidenced by the State Grants (General Revenue) Amendment Act 1988, Higher Education Funding Act 1988 and subsequent amending legislation. Accordingly, the unfunded liabilities have been recognised in the Statement of Financial Position as a liability with a corresponding asset. The recognition of both the asset and the liability consequently does not affect the year end net asset position of the University. The net expense is nil.



32. Subsidiaries

The consolidated financial statements incorporate the assets, liabilities and results of the following subsidiaries in accordance with the accounting policy included in Note 15. Other financial assets:

Name of Entity	Principal Activities	Principal place of business	Ownership interest	
			2022 %	2021 %
University of South Australia Foundation Incorporated	Dormant entity with no assets, liabilities or equity	Australia	100	100
UniSA Ventures Pty Ltd	Commercialisation of research of the University	Australia	100	100
UniSA Health Pty Ltd	Provision of clinical placements to undergraduate and postgraduate students in allied health clinics	Australia	100	100

33. Investments in associates

The South Australian Broadband Research & Education Network (SABRENet) Ltd is an associate of the Group. While the University has significant influence over SABRENet, its interest in SABRENet is limited to the use of SABRENet's asset. That is, the University receives no return for its interest in SABRENet. The investment in this associate is not material and therefore it is not incorporated in the financial statements.

Accounting Policy

Associates are all entities over which the Group has significant influence but not control. If material, investments in associates are accounted for in the parent entity financial statements using the cost method and in the consolidated financial statements using the equity method of accounting, after initially being recognised at cost.

34. Interests in joint arrangements

Accounting Policy

Under AASB 11, interests in joint arrangements are classified as either joint operations or joint ventures depending on the contractual rights and obligations each investor has, rather than the legal structure of the joint arrangement.

Joint operations

The University's interests in joint operations are Centre for Cancer Biology (Ownership Interest 2022:50% (2021:50%)) and Mawson Centre Building (Ownership Interest 2022:63% (2021:63%)).

Overall the University's interests in these joint operations are not considered to be material to the University's core activities and therefore are not incorporated in the financial statements. If material, the share of assets, liabilities and expenses of a joint operation are incorporated in the financial statements under the appropriate headings.

Joint ventures

The University's interests in joint ventures is South Australian Tertiary Admissions Centre Ltd (Ownership Interest 2022:20% (2021:20%)).

The University's interests in these joint ventures are not considered to be material to the University's core activities and therefore are not incorporated in the financial statements. If material, interests in a joint venture are accounted for in the consolidated financial statements using the equity method, after initially being recognised at cost by the University.


35. Events occurring after the balance sheet date

There has not arisen in the interval between the end of the financial year and the date of this report, any item, transaction, event of a material and unusual nature likely to affect significantly the operation of the University or the Group, the results of those operations, or the state of affairs of the University or the Group in future periods.

36. The University of South Australia and The University of Adelaide future university discussions

In December 2022 the University of South Australia and The University of Adelaide reached agreement to conduct a feasibility study and produce a business case towards the creation of a new university for the future. At the date of signing these financial statements a decision has not been made by the respective Councils to support the creation of a new university. The decision to explore the possibility of creating a university for the future has been taken in response to the Government of South Australia's policy to pursue higher education reform in South Australia.

37. Reconciliation of operating results after income tax to net cash flows from operating activities

	Consolidated		University	
	2022	2021	2022	2021
	\$'000	\$'000	\$'000	\$'000
Operating result for the period	(7,701)	53,250	(7,379)	52,849
Add / (less) non-cash items:				
Depreciation and amortisation	42,175	42,366	42,169	42,350
Non-cash donations	(79)	-	(79)	-
Net (gain) / loss on sale of property, plant and equipment	-	10	(8)	10
Impairment of property, plant and equipment	389	(109)	389	(109)
Property, plant and equipment in progress adjustments	194	398	194	398
Loss on Sale of Investment	-	10	-	310
Changes in operating assets and liabilities:				
(Increase) / decrease in receivables	8,623	4,146	8,597	3,386
(Increase) / decrease in other assets	(8,946)	1,880	(8,643)	1,704
Increase / (decrease) in payables and tax liabilities	(5,933)	(4,740)	(5,457)	(3,953)
Increase / (decrease) in provisions	341	(16,249)	543	(16,277)
Increase / (decrease) in other liabilities	14,091	19,765	14,374	19,483
Net cash provided by / (used in) operating activities	43,154	100,727	44,700	100,151



38. Financial risk management

The University's activities expose it to a variety of financial risks: market risk (including currency risk, fair value interest rate risk, cash flow interest rate risk and price risk), credit risk and liquidity risk. The University's overall risk management program focuses on the unpredictability of financial markets and seeks to minimise potential adverse effects on the financial performance of the University of South Australia.

The University uses different methods to measure different types of risk to which it is exposed. These methods include informal sensitivity analyses and seeking professional advice to manage the market risk of its investments.

Risk management is co-ordinated by the University under policies approved by Council. The University identifies and evaluates financial risks in close co-operation with the University's operating units.

(a) Market risk

(i) Foreign exchange risk

The University assesses the likely foreign exchange risk for offshore activities and enters into hedging arrangements if appropriate.

As at 31 December 2022 the University held US\$2.01million (A\$2.96million) (2021: US\$2.01 million (A\$2.77 million)) as Cash at bank and Deposits at call.

The University assesses the likely foreign exchange risk for probable forecasted transactions in foreign currencies for onshore activities and enters into hedging arrangements to mitigate foreign exchange risk if appropriate.

(ii) Cash flow and fair value interest rate risk

Interest rate risk is the risk that the value of a financial instrument will fluctuate due to changes in market interest rates.

Exposures arise predominantly from assets and liabilities bearing variable interest rates as such the Group intends to hold fixed rate assets and liabilities to maturity.

(iii) Risk associated with equity instruments designated at fair value through other comprehensive income

Investments comprise investments in listed and unlisted entities. The University has a prudent investment strategy. It is acknowledged there may be short-term fluctuations in asset values from time to time; however historical trends for such a strategy indicate that, with reasonable probability, unrealised losses will be recovered in the medium to long-term.

The nature of the University's activities are generally low risk. Investments tend to be largely held in term deposits with banking institutions and debtors are spread across a large number of customers. Due to the nature and value of the financial instruments held by the University, sensitivity analysis has not been provided.



38. Financial risk management (continued)

(b) Credit risk

Credit risk represents the loss that would be recognised if counterparties failed to perform as contracted.

The credit risk on financial assets excluding investments of the University which have been recognised in the statement of financial position is the carrying amount net of any provisions for impaired receivables.

The University is not materially exposed to credit risk from any specific overseas country or individual customer.

(c) Liquidity risk

The University manages liquidity risk by monitoring forecast cash flows to enable the University to meet financial commitments in a timely manner.

Non-Interest Bearing financial assets and financial liabilities include receivables, other financial assets and payables. Cash and cash equivalents are interest earning financial assets, ranging from immediate availability to maturity of less than two years.

39. Fair value measurements

(a) Fair value measurements

The fair value of financial assets and financial liabilities must be estimated for recognition and measurement or for disclosure purposes.

Due to the short-term nature of the current receivables, their carrying value approximates their fair value and based on credit history it is expected that the receivables that are neither past due nor impaired will be received when due. Similarly, due to the short-term nature of current payables, the carrying value is assumed to approximate fair value.

The Group measures and recognises the following assets and liabilities at fair value on a recurring basis:

- Financial assets at fair value through profit and loss
- Financial assets at fair value through other comprehensive income
- Available-for-sale financial assets
- Land and Buildings
- Infrastructure
- Art collection

(b) Fair value hierarchy

The University categorises assets and liabilities measured at fair value into a hierarchy based on the level of inputs used in measurements.

Level 1	Quoted prices (unadjusted) in active markets for identical assets or liabilities
Level 2	Inputs other than quoted prices included within Level 1 that are observable for the asset or liability, either directly or indirectly
Level 3	Inputs for the asset or liability that are not based on observable market data (unobservable inputs)

39. Fair value measurements (continued)

(b) Fair value hierarchy (continued)

(i) Recognised fair value measurements

Fair value measurements recognised in the statement of financial position are categorised into the following levels at 31 December 2022.

Fair value measurements

	Note	2022 \$'000	Level 1 \$'000	Level 2 \$'000	Level 3 \$'000
Recurring fair value measurements at 31 Dec 2022					
Financial assets					
Equity instruments designated at fair value through other comprehensive income	15	31,980	25,199	2,381	4,400
Total financial assets		31,980	25,199	2,381	4,400
Non-financial assets					
Land and Buildings	18				
Land		221,461	-	221,461	-
Buildings		864,759	-	15,560	849,199
Infrastructure		47,186	-	-	47,186
Other non-financial assets	18				
Art Collection		3,093	-	-	3,093
Total non-financial assets		1,136,499	-	237,021	899,478
Recurring fair value measurements at 31 Dec 2021					
Financial assets					
Equity instruments designated at fair value through other comprehensive income	15	94,650	87,614	1,632	5,404
Total financial assets		94,650	87,614	1,632	5,404
Non-financial assets					
Land and buildings	18				
Land		184,153	-	184,153	-
Buildings		793,036	-	15,256	777,780
Infrastructure		43,543	-	-	43,543
Other non-financial assets	18				
Art collection		3,093	-	-	3,093
Total non-financial assets		1,023,825	-	199,409	824,416

There were no transfers between Levels 1 and 2 for recurring fair value measurements during the year.

The University's policy is to recognise transfers into and transfers out of fair value hierarchy levels as at the end of the reporting period.



39. Fair value measurements (continued)

(c) Valuation techniques used to derive Level 2 and Level 3 fair values

Assets or liabilities not traded in active markets

The fair value of financial instruments that are not traded in an active market is determined using valuation techniques. These valuation techniques maximise the use of observable market data where it is available and rely as little as possible on entity specific estimates. If all significant inputs required to fair value an instrument are observable, the instrument is included in Level 2. All other financial instruments that are not traded in an active market are included in Level 3.

Land, Buildings and Infrastructure

The Group engages external, independent and qualified valuers to determine the fair value of the Group's Land, Buildings and Infrastructure at least every three years. As at 31 December 2022, the fair values of Land, Buildings and Infrastructure have been determined by Opteon Pty Ltd.

Land fair value estimates were based on the highest and best use of the land, being the existing use as University campuses and valued separately from any structures or improvements residing on it, but having regard to any restrictions on its use. These assets are classified as Level 2.

Buildings fair value estimates were based on the highest and best use, being the existing use as University campuses. The valuation technique for buildings adopted by Opteon Pty Ltd was to assess the written down current cost for the buildings. New replacement costs on the basis of a modern equivalent were assessed and then generally depreciated using the straight line method, having regard to the estimated useful and remaining life for each structure. 12 properties were identified as having sufficient market based evidence to assess their value and these are classified as Level 2. All other Buildings are classified as Level 3.

Art collection

The Art collection is revalued at least every three years using an internal valuation carried out by the Director: Samstag Museum of Art giving consideration to current sales and auctions of works by the same artist and/or similar genre. The collection was valued at 31 December 2022.

**39. Fair value measurements (continued)****(d) Fair value measurements using significant unobservable inputs (Level 3)**

The following table is a reconciliation of Level 3 items for the periods ended 31 December 2022 and 2021.

Level 3 Fair Value Measurement 2022	Unlisted equity securities \$'000	Buildings \$'000	Infrastructure \$'000	Art collection \$'000	Total \$'000
Opening balance	5,404	777,780	43,543	3,093	829,820
Acquisitions	185	16,688	448	-	17,321
Disposals	(1,189)	-	-	-	(1,189)
Recognised in profit or loss	-	(26,242)	(2,148)	-	(28,390)
Recognised in other comprehensive income	-	77,000	5,343	-	82,343
Transfers out	-	3,972	-	-	3,972
Closing balance	4,400	849,198	47,186	3,093	903,877

Level 3 Fair Value Measurement 2021	Unlisted equity securities \$'000	Buildings \$'000	Infrastructure \$'000	Art Collection \$'000	Total \$'000
Opening balance	5,161	801,092	45,250	3,823	855,326
Acquisitions	3,606	2,820	432	10	6,868
Disposals	(3,363)	-	-	(5)	(3,368)
Recognised in profit or loss	-	(26,132)	(2,139)	-	(28,271)
Recognised in other comprehensive income	-	-	-	265	265
Transfers out	-	-	-	(1,000)	(1,000)
Closing balance	5,404	777,780	43,543	3,093	829,820

(i) Transfers between Level 2 and Level 3 and changes in valuation techniques

Other than described above, there were no changes in valuation techniques during the year.

**39. Fair value measurements (continued)****(d) Fair value measurements using significant unobservable inputs (Level 3) (continued)****(ii) Valuation inputs and relationships to fair value**

The following table summarises the quantitative information about the significant unobservable inputs used in Level 3 fair value measurements. See (c) above for the valuation techniques adopted.

Description	Fair value at 31 December 2022 \$'000	Unobservable inputs	Range of inputs (probability weighted average)	Relationship of unobservable inputs to fair value
Unlisted equity securities	4,400	Market comparison based on internal assessment of net asset values and potential growth.	Net asset position and future earnings	Increase in net assets and increase in future earnings would result in higher fair values; decrease in net assets and decrease in future earnings would result in lower fair values.



40. Acquittal of Australian Government financial assistance

(a) EDUCATION - CGS and other Education grants

	Commonwealth Grants Scheme #1		Indigenous, Regional and Low-SES Attainment Fund #2		Promotion of Excellence in Learning and Teaching		Higher Education Disability Support Program #3	
	2022	2021	2022	2021	2022	2021	2022	2021
Note	\$'000	\$'000	\$'000	\$'000	\$'000	\$'000	\$'000	\$'000
Financial assistance received in cash during the reporting period (total cash received from the Australian Government for the program)	195,692	203,601	9,460	9,503	-	-	260	262
Net accrual adjustments	2,763	(7,427)	127	72	-	-	-	-
Revenue for the period	198,455	196,174	9,587	9,575	-	-	260	262
Movement in deferred income	-	-	(127)	(72)	-	-	-	-
Surplus / (deficit) from the previous year	-	-	161	233	46	47	107	-
Total revenue including accrued revenue	198,455	196,174	9,621	9,736	46	47	367	262
Less expenses including accrued expenses	(198,455)	(196,174)	(9,621)	(9,575)	(10)	(1)	(240)	(155)
Surplus / (deficit) for reporting period	-	-	-	161	36	46	127	107



40. Acquitment of Australian Government financial assistance (continued)

(a) EDUCATION - CGS and other Education grants (continued)

	National Priorities and Industry Linkage Fund		Tertiary Access Payment		Total	
	2022	2021	2022	2021	2022	2021
	\$'000	\$'000	\$'000	\$'000	\$'000	\$'000
Note						
Financial assistance received in cash during the reporting period (total cash received from the Australian Government for the program)	7,063	7,000	-	1,529	212,475	221,895
Net accrual adjustments	-	-	5	(1,491)	2,895	(8,846)
Revenue for the period	7,063	7,000	5	38	215,370	213,049
Movement in deferred income	-	-	(5)	1,491	(132)	1,419
Surplus / (deficit) from the previous year	-	-	1,101	-	1,415	280
Total revenue including accrued revenue	7,063	7,000	1,101	1,529	216,653	214,748
Less expenses including accrued expenses	(7,063)	(7,000)	(5)	(428)	(215,394)	(213,333)
Surplus / (deficit) for reporting period	-	-	1,096	1,101	1,259	1,415

#1 Includes the basic CGS grant amount, Allocated Places and Non Designated Courses.

#2 Includes the Higher Education Participation and Partnership Program, regional loading, enabling loading and Indigenous Student Success Program.

#3 Higher Education Disability Support Program includes Additional Support for Students with Disabilities and Australian Disability Clearing house on Education and Training.

40. Acquitment of Australian Government financial assistance (continued)

(b) Higher Education Loan Programs (excl OS-HELP)

	HECS-HELP (Australian Government payments only)		FEE-HELP		SA-HELP		Total	
	2022	2021	2022	2021	2022	2021	2022	2021
	\$'000	\$'000	\$'000	\$'000	\$'000	\$'000	\$'000	\$'000
Note								
Cash Payable / (Receivable) at the beginning of the year	1,871	2,583	476	751	(144)	(21)	2,203	3,313
Financial assistance received in cash during the reporting period	139,323	140,641	8,091	9,705	3,674	3,725	151,088	154,071
Cash available for the period	141,194	143,224	8,567	10,456	3,530	3,704	153,291	157,384
Revenue earned	135,313	141,353	8,347	9,980	3,384	3,848	147,044	155,181
Cash Payable / (Receivable) at the end of the year	5,881	1,871	220	476	146	(144)	6,247	2,203

2



40. Acquittal of Australian Government financial assistance (continued)

(c) Department of Education and Research

	Research Training Program		Research Support Program		Total	
	2022	2021	2022	2021	2022	2021
Note	\$'000	\$'000	\$'000	\$'000	\$'000	\$'000
	15,859	19,005	16,034	34,821	31,893	53,826
2	15,859	19,005	16,034	34,821	31,893	53,826
	1,806	1,793	-	-	1,806	1,793
	17,665	20,798	16,034	34,821	33,699	55,619
	(16,704)	(18,992)	(16,034)	(34,821)	(32,738)	(53,813)
	961	1,806	-	-	961	1,806

Financial assistance received in cash during the reporting period (total cash received from the Australian Government for the program)

Revenue for the period

Surplus / (deficit) from the previous year

Total revenue including accrued revenue

Less expenses including accrued expenses

Surplus / (deficit) for reporting period



40. Acquittal of Australian Government financial assistance (continued)

(d) Total Higher Education Provider Research Training Program expenditure

	Total domestic students \$'000	Total overseas students \$'000
Research Training Program fees offsets	10,732	-
Research Training Program stipends	4,470	1,344
Research Training Program allowances	5	153
Total for all types of support	15,207	1,497

(e) Other capital funding

	Linkage Infrastructure, Equipment and Facilities Scheme		Total	
	2022	2021	2022	2021
Note	\$'000	\$'000	\$'000	\$'000
Financial assistance received in cash during the reporting period (total cash received from the Australian Government for the program)	-	775	-	775
Net accrual adjustments	65	50	65	50
Revenue for the period	65	825	65	825
Movement in deferred income	(65)	(50)	(65)	(50)
Surplus / (deficit) from the previous year	65	115	65	115
Total revenue including accrued revenue	65	890	65	890
Less expenses including accrued expenses	(65)	(825)	(65)	(825)
Surplus / (deficit) for reporting period	-	65	-	65

40. Acquittal of Australian Government financial assistance (continued)

(f) Australian Research Council Grants

Financial assistance received in cash during the reporting period (total cash received from the Australian Government for the program)

Net accrual adjustments

Revenue for the period

Movement in deferred income

Surplus / (deficit) from the previous year

Total revenue including accrued revenue

Less expenses including accrued expenses

Surplus / (deficit) for reporting period

	Discovery		Linkages		Networks and Centres		Special Research Initiatives		Total	
	2022	2021	2022	2021	2022	2021	2022	2021	2022	2021
Note	\$'000	\$'000	\$'000	\$'000	\$'000	\$'000	\$'000	\$'000	\$'000	\$'000
	4,581	4,847	1,780	1,679	-	-	80	(269)	6,441	6,257
	(304)	(802)	(89)	606	372	69	18	300	(3)	173
2	4,277	4,045	1,691	2,285	372	69	98	31	6,438	6,430
	283	1,021	583	637	162	477	(18)	(300)	1,010	1,835
	4,610	3,606	2,160	1,566	794	317	78	378	7,642	5,867
	9,170	8,672	4,434	4,488	1,328	863	158	109	15,090	14,132
	(4,276)	(4,062)	(1,693)	(2,328)	(372)	(69)	(98)	(31)	(6,439)	(6,490)
	4,894	4,610	2,741	2,160	956	794	60	78	8,651	7,642



40. Acquittal of Australian Government financial assistance (continued)

(g) OS-HELP

	2022	2021
	\$'000	\$'000
Cash received during the reporting period	251	-
Cash spent during the reporting period	(526)	-
Net cash received	(275)	-
Cash surplus / (deficit) from the previous period	2,013	2,013
Cash surplus for the reporting period	1,738	2,013

20

(h) Superannuation Supplementation

	2022	2021
	\$'000	\$'000
Cash received during the reporting period	22,006	23,285
Cash available	22,006	23,285
Cash surplus / (deficit) from the previous period	821	2,307
Cash available for current period	22,827	25,592
Contributions to specified defined benefit funds	(22,808)	(24,771)
Cash surplus for the reporting period	19	821

(i) Student services and amenities fee

	2022	2021
	\$'000	\$'000
Unspent / (overspent) revenue from previous period	1,408	811
SA-HELP revenue earned	3,384	3,848
Student services fees direct from students	1,376	1,415
Total revenue expendable in period	6,168	6,074
Student services expenses during period	(4,637)	(4,666)
Unspent student services revenue	1,531	1,408

Note

4



CERTIFICATE
FINANCIAL STATEMENTS
FOR THE YEAR ENDED 31 DECEMBER 2022

To the best of our knowledge and belief:

- the financial statements:
 - are in accordance with the accounts and records of the University and give an accurate indication of the financial transactions of the University for the year then ended;
 - comply with the relevant Treasurer's Instructions promulgated under the provisions of the *South Australian Public Finance and Audit Act 1987*;
 - comply with the requirements of the *Australian Charities and Not-for-Profits Commission Act 2012*;
 - comply with relevant Accounting Standards and other mandatory professional reporting requirements in Australia; and
 - present a true and fair view of the financial position of the University as at 31 December 2022 and the result of its operations and its cash flows for the year then ended.
- the amount of Australian Government financial assistance expended during the reporting period was for the purpose(s) for which it was intended and the University has complied with applicable legislation, contracts, agreements and program guidelines in making expenditure.
- the University charged Student Services and Amenities Fees strictly in accordance with the *Higher Education Support Act 2003* and the Administration Guidelines made under the Act. Revenue from the fee was spent strictly in accordance with the Act and only on services and amenities specified in subsection 19-38(4) of the Act.
- internal controls over financial reporting and preparation of the financial statements have been effective throughout the reporting period.
- at the time of signing this statement, there are reasonable grounds to believe that the University will be able to pay its debts as and when they become due and payable.


.....

Ms Pauline Carr
Chancellor


.....

Professor David G. Lloyd
Vice Chancellor and President


.....

Ms Ginette Fogarty
Chief Financial Officer

21 April 2023

INDEPENDENT AUDITOR'S REPORT



Government of South Australia

Auditor-General's Department

Level 9
State Administration Centre
200 Victoria Square
Adelaide SA 5000
Tel +618 8226 9640
Fax +618 8226 9688
ABN 53 327 061 410
audgensa@audit.sa.gov.au
www.audit.sa.gov.au

**To the Chancellor
University of South Australia**

Opinion

I have audited the financial report of the University of South Australia and the consolidated entity comprising the University of South Australia and its controlled entities for the financial year ended 31 December 2022.

In my opinion the accompanying financial report has been prepared in accordance with relevant Treasurer's Instructions issued under the provisions of the *Public Finance and Audit Act 1987*, Division 60 of the *Australian Charities and Not-for-profits Commission Act 2012*, the *Higher Education Support Act 2003* and Australian Accounting Standards, including:

- a) giving a true and fair view of the financial position of the University of South Australia and its controlled entities as at 31 December 2022, its financial performance and its cash flows for the year then ended, and
- b) complying with Division 60 of the Australian Charities and Not-for-profits Commission Regulation 2013.

The financial report comprises:

- a Statement of Comprehensive Income for the year ended 31 December 2022
- a Statement of Financial Position as at 31 December 2022
- a Statement of Changes in Equity for the year ended 31 December 2022
- a Statement of Cash Flows for the year ended 31 December 2022
- notes, comprising material accounting policies and other explanatory information
- a Certificate from the Chancellor, Vice Chancellor and President and the Chief Financial Officer.

Basis for opinion

I conducted the audit in accordance with the *Public Finance and Audit Act 1987* and Australian Auditing Standards. My responsibilities under those standards are further described in the 'Auditor's Responsibilities for the Audit of the Financial Report' section of my report. I am independent of the University of South Australia and its controlled entities. The *Public Finance and Audit Act 1987* establishes the independence of the Auditor-General. In conducting the audit, the relevant ethical requirements of APES 110 *Code of Ethics for Professional Accountants (including Independence Standards)* have been met.

I believe that the audit evidence I have obtained is sufficient and appropriate to provide a basis for my opinion.

Responsibilities of the Vice Chancellor and President and the Council for the financial report

The Vice Chancellor and President is responsible for the preparation of the financial report that gives a true and fair view in accordance with relevant Treasurer's Instructions promulgated under the provisions of the *Public Finance and Audit Act 1987* and the *Australian Charities and Not-for-profits Commission Act 2012* the *Higher Education Support Act 2003* and Australian Accounting Standards, and for such internal control as management determines is necessary to enable the preparation of the financial report that gives a true and fair view and is free from material misstatement, whether due to fraud or error.

The Council is responsible for overseeing the University of South Australia's financial reporting process.

Auditor's responsibilities for the audit of the financial report

As required by section 31(1)(b) of the *Public Finance and Audit Act 1987* and section 19 of the *University of South Australia Act 1990*, I have audited the financial report of the University of South Australia and its controlled entities for the financial year ended 31 December 2022.

My objectives are to obtain reasonable assurance about whether the financial report as a whole is free from material misstatement, whether due to fraud or error, and to issue an auditor's report that includes my opinion. Reasonable assurance is a high level of assurance, but is not a guarantee that an audit conducted in accordance with Australian Auditing Standards will always detect a material misstatement when it exists. Misstatements can arise from fraud or error and are considered material if, individually or in the aggregate, they could reasonably be expected to influence the economic decisions of users taken on the basis of this financial report.

As part of an audit in accordance with Australian Auditing Standards, I exercise professional judgement and maintain professional scepticism throughout the audit. I also:

- identify and assess the risks of material misstatement of the financial report, whether due to fraud or error, design and perform audit procedures responsive to those risks, and obtain audit evidence that is sufficient and appropriate to provide a basis for my opinion. The risk of not detecting a material misstatement resulting from fraud is higher than for one resulting from error, as fraud may involve collusion, forgery, intentional omissions, misrepresentations, or the override of internal control
- obtain an understanding of internal control relevant to the audit in order to design audit procedures that are appropriate in the circumstances, but not for the purpose of expressing an opinion on the effectiveness of the University of South Australia's internal control
- evaluate the appropriateness of accounting policies used and the reasonableness of accounting estimates and related disclosures made by the Vice Chancellor and President
- evaluate the overall presentation, structure and content of the financial report, including the disclosures, and whether the financial report represents the underlying transactions and events in a manner that achieves fair presentation.

My report refers only to the financial report described above and does not provide assurance over the integrity of electronic publication by the entity on any website nor does it provide an opinion on other information which may have been hyperlinked to/from the report.

I communicate with the Vice-Chancellor and President and the Council regarding, among other matters, the planned scope and timing of the audit and significant audit findings, including any significant deficiencies in internal control that I identify during the audit.



Andrew Richardson
Auditor-General

24 April 2023



**University of
South Australia**

Australia's University of Enterprise

unisa.edu.au



youtube.com/unisouthaustralia



facebook.com/UniSA



twitter.com/UniversitySA



instagram.com/universitysa

The information provided in this publication is for general information only, and the University of South Australia makes no representation about the content, suitability, accuracy or completeness of this information for any purpose. It is provided "as is" without express or implied warranty.

Information correct at time of printing (June 2023)

CRICOS provider number 00121B / Australian University provider number PRV12107

For information specific to international students, please visit [**unisa.edu.au/international**](https://unisa.edu.au/international)